

ICC Dispute Resolution **2025 Statistics**



ICC Dispute Resolution 2025 Statistics

Online at <https://iccwbo.org/news-publications/news/icc-dispute-resolution-statistics-2025/>
and <https://jsumundi.com/en/icc-dispute-resolution-library>
ICC Publication No.: DRS004EN
ISBN: 978-92-842-0767-1



Copyright © 2026
International Chamber of Commerce (ICC)

ICC holds all copyright and other intellectual property rights in this work, and encourages its reproduction and dissemination subject to the following:

- ICC must be cited as the source and copyright holder mentioning the title of the document, © International Chamber of Commerce (ICC), and the publication year.
- Express written permission must be obtained for any modification, adaptation or translation, or for any commercial use.
- The work may not be reproduced or made available on websites except through a link to the relevant ICC web page.

Permission can be requested from ICC through copyright.drs@iccwbo.org.

Trademarks

ICC, the ICC logo, CCI, International Chamber of Commerce (including Spanish, French, Portuguese and Chinese translations), International Court of Arbitration and ICC International Court of Arbitration (including Spanish, French, German, Arabic and Portuguese translations) are all trademarks of ICC, registered in several countries.

About the International Chamber of Commerce (ICC)

The International Chamber of Commerce (ICC) is the institutional representative of more than 45 million companies in over 170 countries. ICC's core mission is to make business work for everyone, every day, everywhere. Through a unique mix of advocacy, solutions and standard setting, we promote international trade, responsible business conduct and a global approach to regulation, in addition to providing market-leading dispute resolution services. Our members include many of the world's leading companies, SMEs, business associations and local chambers of commerce.

www.iccwbo.org

About ICC International Court of Arbitration®

The International Court of Arbitration® is the world's leading arbitral institution. Since our inception in 1923, we have remained at the forefront of supporting global trade and investment through dispute prevention and resolution. ICC dispute resolution services promote the continuity of global trade by helping commercial parties avoid, manage and resolve their disputes efficiently, advancing ICC's purpose to enable peace, prosperity and opportunity for all.

Follow us

Stay up-to-date with the latest news following [@ICCArbitration on LinkedIn](#), [X](#) and [Facebook](#).



ICC International Court of Arbitration	4
Caseload	4
Nature of disputes	5
Amounts in dispute	5
Expedited procedure	6
Emergency Arbitrator proceedings	6
Parties	7
Geographical origins	7
Africa	8
Americas	8
Asia and the Pacific	8
Europe	9
State and state-owned parties	9
Arbitral tribunals	9
Constitution of the arbitral tribunal	9
Arbitrator disclosures, challenges and replacements	11
Geographical origins	11
Repeat confirmations/appointments	11
Age	12
Gender diversity	12
Communication of reasons	13
Places of arbitration	14
Choice of law	15
Awards	16
Languages of awards	16
Awards rendered by majority/dissenting opinions	17
Length of proceedings	17
Delays	17
Withdrawals	18
ICC as Appointing Authority	18
ICC International Centre for ADR	19
Mediation	20
Expertise	21
Dispute Boards	22
DOCDEX	22
Annex – Tables	23



ICC International Court of Arbitration

Since its establishment in 1923, the [ICC International Court of Arbitration](#) (“ICC Court”) has administered more than [30,000 arbitrations](#), involving multinational companies, SMEs, states, state-owned entities and individuals from all over the world.

The ICC Court comprises 191 [members](#) appointed for a three-year mandate, of which 97 women and 94 men from 119 jurisdictions, demonstrating ICC’s commitment to reflect the gender, regional and generational diversity of the global business and legal communities it serves.

The Secretariat assists the ICC Court with its work and serves as the primary point of contact for the parties and the arbitrators.¹ The [Secretariat’s offices](#) are located in Paris, New York, Sao Paulo, Singapore, Hong Kong and Abu Dhabi.

The diversity, knowledge and experience of the [ICC Court](#) and its Secretariat as well as the flexibility of the [ICC Arbitration Rules](#) make ICC Arbitration well suited for the resolution of disputes arising from a wide range of sectors and transactions.

The Arbitration Rules – recognised as the [world’s most-preferred](#) –² ensure transparency, efficiency and fairness in the arbitration process while allowing the parties to choose many aspects of the procedure.

On [1 June 2026](#), new ICC Arbitration Rules entered in force, as a result of extensive consultation with the international arbitral community, the [ICC Commission on Arbitration and ADR](#) and the global [ICC national committee network](#). The revisions enhance [efficiency, clarity and usability](#), and reflect the ongoing evolution of arbitration practice, while ensuring that ICC Arbitration continues to meet the needs of companies, states and state entities, and the disputes community worldwide.³

Caseload

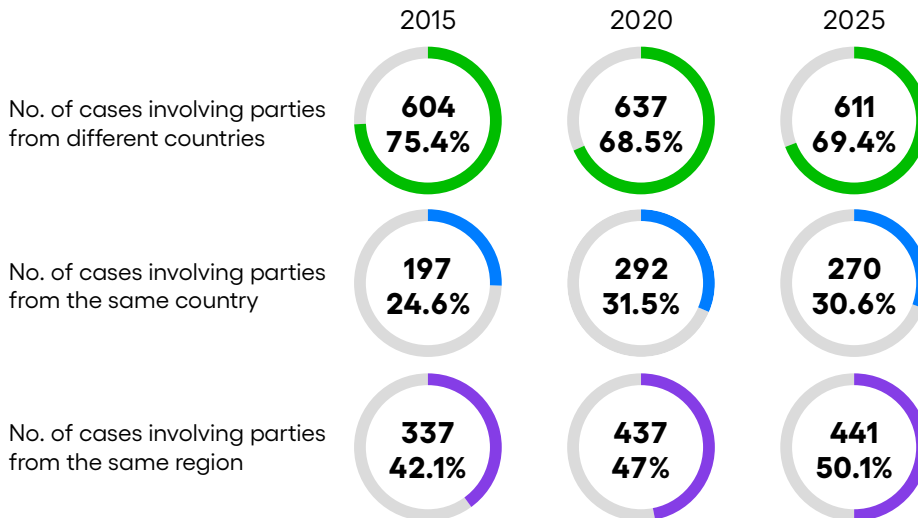
In 2025, 881 cases were filed under the [ICC Arbitration Rules](#), and 13 under the [Rules of ICC as Appointing Authority in UNCITRAL or Other Arbitration Proceedings](#),⁴ bringing the total number of new cases registered to 894, ranking 2025 among the top three years in terms of case volume.

With 1,869 cases ongoing at the end of the year, 2025 marked a record year in terms of pending caseload.

-
- 1 See [Art. 14, Appendix I of the ICC Arbitration Rules](#) in force as from 1 June 2026. On services that the Secretariat can provide, see the [ICC Note to Parties and Arbitral Tribunals on the Conduct of the Arbitration](#) (“ICC Note”) (1 June 2026); see also [Top 10 Services Provided by the ICC Court and Secretariat](#), *ICC Dispute Resolution Bulletin*, issue 2023-2.
 - 2 See [2025 International Arbitration Survey](#) (Queen Mary University/White & Case), a major survey of arbitration professionals and users worldwide, at p. 9: “The ICC Arbitration Rules are highly regarded, with many interviewees highlighting their established reputation and ease of use for arbitrators and counsel, as well as the support of the Secretariat”. ICC’s reputation as the world’s [most preferred arbitral institution](#) was also confirmed in 2021, following previous recognitions in the [2018](#) and [2015](#) editions of the survey. “Interviews confirmed the principal drivers behind choice of institution include the general reputation of the institution and the respondent’s previous experience of that institution”; see [2021 International Arbitration Survey: Adapting Arbitration to a Changing World](#), at p. 10.
 - 3 A [six-part series “Unveiling the 2026 ICC Arbitration Rules”](#) introduce the key changes to the Rules: arbitrator disclosure ([part 1](#)), removal of mandatory Terms of Reference ([part 2](#)), Expedited Procedure Provisions and Emergency Arbitrator ([part 3](#)), Highly Expedited Arbitration Provisions ([part 4](#)), Early determination ([part 5](#)), Written communications, time limits for awards and confidentiality ([part 6](#)).
 - 4 Under its [Rules of ICC as Appointing Authority in UNCITRAL or Other Arbitration Proceedings](#) (“ICC Appointing Authority Rules”), ICC provides individual services in non-ICC institutional or *ad hoc* arbitrations, such as appointing arbitrators, deciding on challenges against arbitrators, overseeing the financial aspect of the arbitration, etc. See statistics available further below.

Cross-border, domestic and regional disputes

While the majority of ICC arbitrations (69.4%) involve cross-border disputes, a third (30.6%) involved parties of the same nationality.⁵ In 2025, half of the newly registered cases (50.1%) involved parties from the same region.



Nature of disputes

As in previous years, cases filed in 2025 covered a wide range of sectors, divided into more than 25 categories.⁶

Disputes arising from the construction/engineering sector (246 cases, or 28%) and energy sector (128 cases, or 15%) traditionally generate the largest number of ICC cases, representing 43% of all new cases in 2025.

Other sectors among the top 10 included: health and pharma (6%); transportation (5.5%); telecoms and specialised technologies (5%); industrial equipment and services (4.8%); financing and insurance (4.6%); business services (4.4%); general trade and distribution (3.4%); and leisure and entertainment (2%).

While ICC arbitrations arise from a very broad range of contracts, the most frequent types in 2025 arbitration filings were construction and engineering (21.5%); goods (distribution, franchising, purchase and sale) (20.6%); services contracts (consultancy, agency, loans and guarantees) (16.2%) and corporate contracts (12.4%) (share transfer, partnership and joint venture).

Amounts in dispute

As in previous years, approximately 50% of cases filed during the year and pending at year end involved an amount in dispute between US\$1 million and US\$30 million.

In 2025, 36% of the new cases registered involved an amount in dispute not exceeding US\$3 million, i.e. the threshold value for the automatic application of the [Expedited Procedure Provisions](#) for disputes arising out of arbitration agreements concluded on or after 1 January 2021 and before 1 June 2026.⁷

⁵ While disputes between parties of the same nationality are referred to as “national” or “domestic” for statistical purposes, many of these cases still have a foreign element. In 2025, parties from 60 countries referred their domestic disputes to ICC Arbitration. As in previous years, Brazil registered the most cases (with 38 cases involving only Brazilian parties), followed by the United States (29), Spain (22), the United Arab Emirates (17) and Saudi Arabia (15).

⁶ Sectors include agribusiness, business services, chemicals, construction and engineering, defence and security, education and culture, energy, environmental protection, financing and insurance, general trade and distribution, food and beverage, health and pharma, household and office needs, industrial equipment and services, leisure and entertainment, media and publishing, metals and raw materials, public institutions and organisations, telecommunications and specialised technologies, textiles and clothing, and transportation.

⁷ In 2025, 41% of new cases registered involved an amount in dispute not exceeding US\$4 million – the threshold value for the automatic application of the Expedited Procedure Provisions for disputes arising out of arbitration agreements concluded after 1 January 2026.

The average amount in dispute was just over US\$50 million in new cases and US\$172 million in cases pending at year end.⁸ The aggregate amount for disputes in new cases and for the total caseload pending at year end was close to US\$41 billion and US\$299 billion, respectively.

While the median amount in dispute remained steady in new cases (US\$5 million) and in total cases pending at year end (US\$14 million), the amount in dispute in cases registered varied significantly from just below US\$2,500 to US\$31 billion.



Tables

Amount in dispute. See annex - table 01, page 23

Expedited procedure

The [Expedited Procedure Provisions](#) (“EPP”) allow for shorter procedural timelines and overall lower arbitration costs than in the ordinary arbitration procedure. The EPP framework includes the default appointment of a sole arbitrator, reduced arbitrator fees and rendering an award within six months.⁹

In 2025, 169 new cases were administered under EPP as a result of:

- automatic application:¹⁰ 158 cases;
- parties’ agreement in the arbitration agreement or opt-ins: 11 cases.

Since the EPP procedure was established in 2017, the ICC Court has administered 1,034 cases resulting in 591 awards. Of these cases, 138 cases were administered under the EPP pursuant to express party agreement in the arbitration agreement or by way of opt-in, demonstrating the efficacy of the expedited procedure and the trust placed by parties in the EPP.

Emergency Arbitrator proceedings

In 2025, 30 [Emergency Arbitrator](#) (“EA”) applications were filed, bringing the total number of EA applications to 287 since 2012 when the EA provisions were introduced, allowing parties to apply for urgent interim or conservatory measures that cannot await the constitution of the arbitral tribunal and to obtain a decision within 15 days.

In 2025, EA proceedings involved 84 parties (40 claimants, 44 respondents), with 11 EA applications involving multiple parties and eight being filed in the context of domestic disputes.

Parties to EA proceedings – including eight state entities – came from North and West Europe (30), Latin America and the Caribbean (29), Central and South-East Europe (10), North America (8), East and South Asia and the Pacific (3), the Middle East and Central Asia (3) and Sub-Saharan Africa (1).

Outcome of the Emergency Measure requested

25

Emergency Arbitrator orders rendered

15

Dismissed

6

Fully granted

4

Partially granted

Of the 25 Emergency Arbitrator orders,¹¹ the requested relief was dismissed in 15 cases (including two cases where the application was found to be inadmissible);¹² fully granted in six cases; and partially granted in four cases.

8 For calculation purposes, the amount for each case was the figure determined at the end of January 2026. Cases with an unquantified amount in dispute (72 cases) were excluded from the calculation of the average amount in dispute.

9 In January 2026, ICC released a [Report and Toolkit on Expedited Procedure Provisions](#). Prepared by the [ICC Commission on Arbitration and ADR](#), it draws on analysis of the cases administered under EPP since 2017, and offers guidance on how expedited procedures can be used confidently and effectively across a wide range of disputes. A [costs calculator](#) for ordinary, expedited and highly expedited (introduced on 1 June 2026) procedures is available [online](#) and on the [ICC DRS app](#).

10 Unless parties explicitly opt out, the EPP apply automatically in cases where the arbitration agreement was concluded post 1 March 2017 and the global amount in dispute does not exceed: (i) US\$2 million for arbitration agreements concluded on or after 1 March 2017 and before 1 January 2021; (ii) US\$3 million for arbitration agreements concluded on or after 1 January 2021; and (iii) US\$4 million for arbitration agreements concluded on or after 1 January 2026 ([Appendix V of the ICC Arbitration Rules](#)). Parties may also expressly opt into EPP regardless of the amount in dispute or date of conclusion of the arbitration agreement.

11 Of the 30 EA applications, proceedings were suspended in one case and three applications were withdrawn. The President of the ICC Court determined that the EA provisions did not apply to one application pursuant to Art. 1(7), [Appendix IV of the ICC Arbitration Rules](#).

12 For an analysis of the first 80 ICC EA applications and the issue of admissibility (para. 82 et seq.), see the ICC Report on [Emergency Arbitrator Proceedings](#) (2019). See also S. Besson, [Emergency Arbitrator Proceedings under the ICC Rules - An Update](#), *ICC Dispute Resolution Bulletin*, issue 2024-1.

Parties

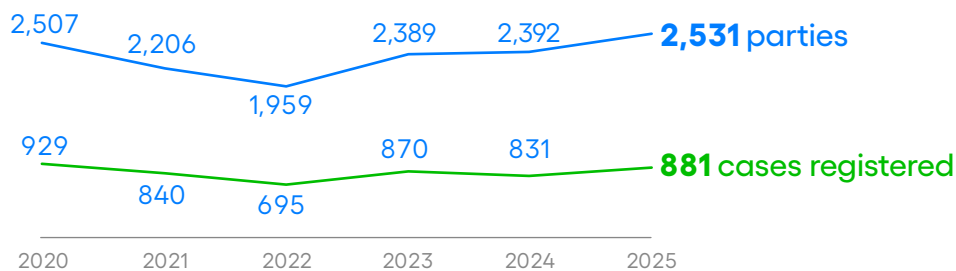
Of the 2,531 parties in cases filed in 2025 under the ICC Arbitration Rules, 1,190 parties (47%) were claimants and 1,341 (53%) were respondents. This is the second highest number of parties behind the record figure of 3,099 parties reached in 2016, where related small claims were filed in relation to a collective dispute.

As in previous years, approximately a third (34%) of newly-filed cases involved multiple parties, of which:

- multiple respondents (54%);
- multiple claimants (28%); or
- multiple claimants and respondents (17%).

The vast majority of multiparty cases involved three to five parties (83%), with one case involving as many as 27.

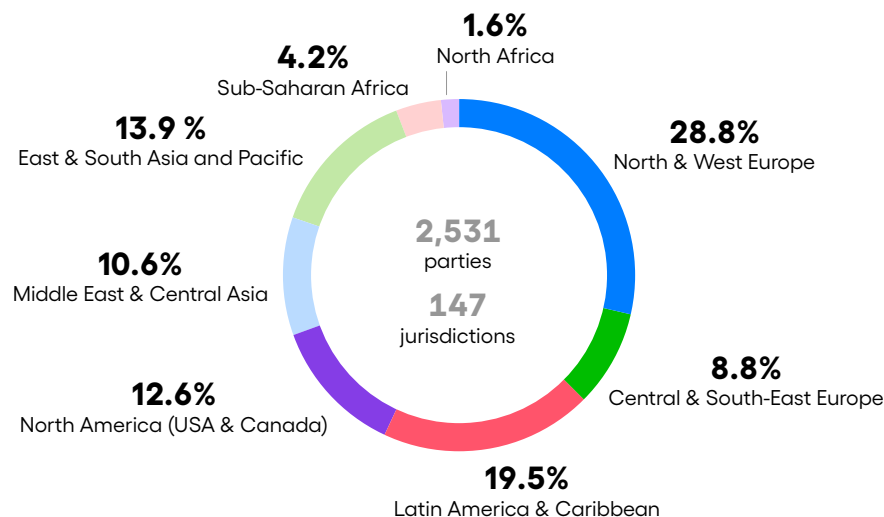
Parties and cases registered 2020-2025



Geographical origins

The 2,531 parties in cases registered in 2025 came from 147 countries or independent territories – matching the record coverage of jurisdictions set in 2019.

Origin of the parties by region



Tables

[Most frequent nationalities. See annex - table 02, page 23](#)

[Nationalities by region. See annex - table 03, pages 24-25](#)

Africa

In 2025, parties from Sub-Saharan Africa (107) and North Africa (40) accounted for 5.8% of the total party population.

Close to 10% of newly-registered cases involved a party from Africa. Parties came from 34 countries in the region, with Algeria (16), Zambia (15), South Africa (13), Morocco (11) and Senegal (8) being the top five represented nationalities in the region.



Tables

[Nationalities by region - Africa. See annex - table 03, page 24](#)

Americas

With 318 parties, North America accounted for 12.6% of the total party population. The United States maintained first position in global country rankings with 284 parties (11%) – the second highest number since 2016 when 554 US parties were involved in a collective dispute.

Latin America and the Caribbean accounted for 494 parties, representing close to 20% of the overall party population. Brazil maintained its position as the most represented nationality in the region – and second most represented nationality worldwide – with a record number of 212 parties. The top five within the region was completed by Mexico (67 parties), Colombia (31), Uruguay (a record of 30 parties), and the British Virgin Islands (26).



Tables

[Nationalities by region - Americas. See annex - table 03, page 24](#)

Asia and the Pacific

Parties coming from Asia and Pacific (620 parties) – including East and South Asia and the Pacific, the Middle East and Central Asia – represented approximately 25% of the total number of parties.

With a total of 353 parties, East and South Asia and the Pacific accounted for 14% of all parties. As in previous years, China (102)¹³ and India (58) were the two most represented nationalities within the region, reaching fifth and 10th place respectively in the worldwide nationality rankings. Completing the top ten within the region: Australia (with a record of 34 parties), South Korea (29 parties), Singapore (28), Japan (27), Chinese Taipei (26), Bangladesh (9), Malaysia (7) and Philippines (7).

With 255 parties, the Middle East represented 10% of the overall party population, with the United Arab Emirates (90 parties), Qatar (49 parties), Saudi Arabia (42 parties), Oman (21 parties) and Israel (19) as the top five nationalities in the region.

Central Asia accounted for 12 parties, coming from Armenia, Azerbaijan, Georgia and Kazakhstan.



Tables

[Nationalities by region – Asia and the Pacific. See annex - table 03, page 25](#)

¹³ 2025 was a record year for parties originating from China, with 78 parties from Mainland China and 24 parties from Hong Kong SAR.

Europe

In 2025, European parties represented approximately 38% of the total party population.

Of the 730 parties originating from North and West Europe (28% of all parties), Spain led with a record number of 141 parties, followed by France with 122 parties – respectively ranking third and fourth among nationalities worldwide. Germany (99), the United Kingdom (57), Italy (56), Switzerland (55), The Netherlands (38), Portugal (with a record of 32 parties), Austria (27) and Denmark (19) completed the region's top 10 countries.

Parties from Central and South-East Europe (222) represented 8.8% of parties worldwide, with Türkiye (60) remaining the most represented nationality within the region and ranking ninth worldwide, followed by Poland (25), Greece (20), Russia (19), Cyprus (16), Romania (16), Ukraine (9), Czech Republic (8), Slovakia (8) and Bulgaria (7).



Tables

Nationalities by region – Europe. See annex - table 03, page 25

State and state-owned parties

In 2025, 14% of new cases involved a state or state entity as a party. The total number of state and state entities (150) comprised 42 states and 108 state-owned parties from all regions of the world.

The number of state and state-owned parties varied significantly across regions. They represented 1% to 2% of parties coming from North America and North and West Europe, 5% to 11% of parties from East and South Asia and the Pacific, the Middle East and Central Asia, Central and East Europe, and Latin America and the Caribbean; and over 15% of parties from North and Sub-Saharan Africa.

Since 1996, when the first dispute arising out of a bilateral investment treaty (“BIT”) was registered, the ICC Court has administered 48 investor-state disputes and acted as Appointing Authority in 16 BIT *ad hoc* arbitrations. In 2025, one new BIT case was filed under the ICC Appointing Authority Rules for the appointment of a co-arbitrator. In total, five BIT cases were included in the existing 2025 caseload (three under the ICC Arbitration Rules and two under the ICC Appointing Authority Rules).¹⁴



Tables

Number of states and state-owned parties by region. See annex - table 04, page 26

Arbitral tribunals

In 2025, 998 individuals from 93 jurisdictions acted as arbitrators by way of a total of 1,386 confirmations and appointments.¹⁵

Constitution of the arbitral tribunal

In 2025, as in previous years, the parties agreed on the number of arbitrators in the vast majority of cases (86%), either in the arbitration agreement or subsequently.

Parties opted for a three-member tribunal in 65% of cases and a sole arbitrator in 35% of cases.

The ICC Court fixed the number of arbitrators in the remaining cases (14%). Where the parties do not agree on the number of arbitrators, the ICC Court will, in general, appoint a sole arbitrator, except where

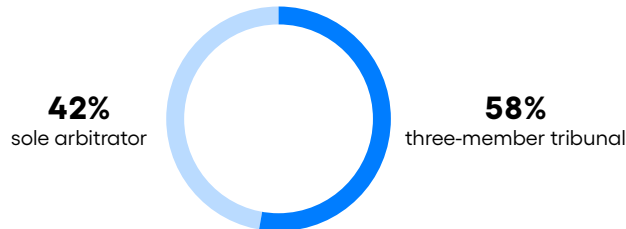
14 Whether for a contract or treaty, ICC provides for a variety of model clauses for [ICC Arbitration](#), [ICC Mediation](#), [ICC Expertise](#), [ICC Dispute Boards](#), or [ICC as Appointing Authority](#). See e.g. [ICC Arbitration Commission Report on Arbitration Involving States and State Entities](#) (2012); A. Carlevaris, J. Dahlquist Cullborg, [Investment Treaty Arbitration at ICC](#), *ICC Dispute Resolution Bulletin*, 2017-1.

15 While observing confidentiality, the online searchable directory of [ICC Arbitral Tribunals](#) provides information on the name, nationality, role and method of selection of arbitrators, as well as on the status of the case, the industry sector involved and the party representatives.

ICC International Court of Arbitration

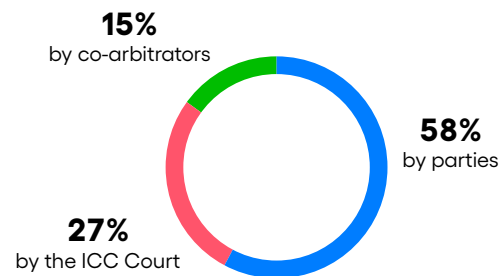
it appears that the complexity of the dispute or the interests at stake warrant the appointment of three arbitrators.¹⁶ In 2025, the ICC Court submitted disputes to three-member arbitral tribunals in 12% of cases in which the parties did not agree on the number, and to sole arbitrators in 88% of such cases.¹⁷

Overall, 58% of cases were submitted to a three-member arbitral tribunal and 42% to a sole arbitrator.



In 2025, as in previous years, arbitrator nominations by the parties (804) or the co-arbitrators (208) accounted for 73% of the total confirmations/appointments, while the number of ICC Court appointments (370) accounted for 27% of all confirmed/appointed arbitrators.¹⁸

Selection of Arbitrators



Tables

Selection of arbitrators. See annex - table 05, page 26

Arbitrator disclosures, challenges and replacements

Before being confirmed or appointed, prospective arbitrators must submit a statement of acceptance, availability, impartiality and independence. Of all the confirmed or appointed arbitrators in 2025, 41% had made disclosures prior to their confirmation or appointment (compared to 31% in 2020).

Disclosures do not imply the existence of a conflict, and are indeed encouraged. At the same time, in the event of an objection, it is for the ICC Court to assess – ahead of confirmation or appointment – whether what was or was not disclosed is an impediment to serving as arbitrator.¹⁹

16 See para. 45 of the [ICC Note](#), which also provides: “Without prejudice to other relevant circumstances that may lead to the constitution of a three member arbitral tribunal, the Court will normally decide in favour of a sole arbitrator where the amount in dispute is less than US\$15,000,000 and in favour of three arbitrators where the amount in dispute exceeds US\$30,000,000”.

17 Since 2017, the ICC Court has increasingly selected a sole arbitrator over a three-member arbitral tribunal, which may be explained by the introduction of the Expedited Procedure Provisions, which provide that “notwithstanding any contrary provision of the arbitration agreement”, “the Court may appoint a sole arbitrator”. In 2016, the ICC Court decided to appoint a sole arbitrator in 72% of cases, see [ICC 2016 Dispute Resolution Statistics](#).

18 The [ICC Arbitration Rules](#) provide that “disputes shall be decided by a sole arbitrator or by three arbitrators” (Art. 13(1)). In principle, arbitrators acting in ICC arbitrations are either (i) confirmed by the ICC Court Secretary General or by the ICC Court upon party or co-arbitrator nomination (“confirmation”), or (ii) appointed by the ICC Court in the absence of nomination (“appointment”), either directly or upon the proposal of an [ICC national committee](#) or group.

19 See paras. 29-36 of the [ICC Note](#), which indicatively list circumstances that should be considered by the prospective arbitrator as well as the scope of any disclosures. Among the notable revisions to the [ICC Arbitration Rules](#), effective 1 June 2026, are clarifications and enhancements relating to the disclosure obligations, notably through requirements for parties to provide information on relevant entities, and the express confirmation that any doubt of the arbitrators as to whether to make a disclosure should be resolved in favour of disclosure (Art. 12). These latest revisions reflect the continuing commitment of the ICC Court to safeguarding the legitimacy, transparency and efficiency of the arbitral process. See particularly, [Unveiling the 2026 ICC Arbitration Rules, Part 1: arbitrator disclosure](#), and the [ICC Arbitrator Statement Acceptance, Availability, Impartiality and Independence Form \(2026 Rules\)](#).

Once an arbitrator has been confirmed or appointed, objections with regard to their impartiality, independence or on other grounds must be made by way of a challenge. In 2025, 38 challenges were filed (in a total of 29 cases), two of which were accepted by the ICC Court.

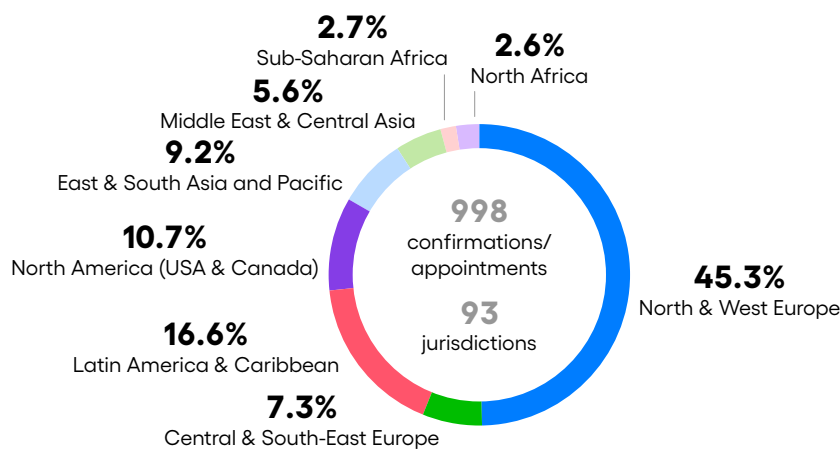
In 2025, 41 replacements were made pursuant to Article 16(1) of the Arbitration Rules,²⁰ following the resignation (in 35 cases) or passing (in four cases) of an arbitrator, the acceptance of a challenge (in one case), or all parties' request (one case). In addition, three arbitrators (in three cases) were replaced at the ICC Court's own initiative pursuant to Article 16(2) of the Arbitration Rules.²¹

Geographical origins

The 998 individual arbitrators confirmed or appointed in 2025 came from 93 jurisdictions.

Arbitrator confirmations or appointments spanned all continents: Europe accounted for approximately 53% of the confirmations/appointments, the Americas for 27%, Asia and the Pacific for 15%, and Africa for 5%.

Confirmations/appointments of arbitrators by region



In 2025, the most represented nationalities among arbitrators were the United Kingdom (11% of all confirmations/appointments), the United States (8%), Brazil (7%), other European nationalities with France (6.9%), Spain (6.3%), Switzerland (5.7%), Germany (4.7%), followed by Canada (2.7%) and Mexico (2.5%).

Repeat confirmations/appointments

Of the 1,386 confirmations/appointments in 2025 (involving 998 individual arbitrators), 72% represented single confirmations/appointments and 28% repeat confirmations/appointments.

A similar proportion of single and repeat confirmations/appointments applied within both groups of men (73%–28%) and women (70%–30%).

While ensuring strict compliance with its policy of appointing the best available candidates as arbitrators (applicable regardless of whether the appointment is made directly or upon proposal of an ICC national committee), the ICC Court will, in principle, not appoint the same individual as arbitrator within 12 months of that appointment.²²



Tables

Most frequent nationalities. See annex - table 06, page 26

Country of origin and role. See annex - table 07, pages 27-28

20 References are made to the latest version of the [ICC Arbitration Rules](#) and the [ICC Note](#) (Part I), which were updated on 1 June 2026.

21 Art. 16(2), [ICC Arbitration Rules](#): "When the Court considers that an arbitrator may be prevented *de jure* or *de facto* from fulfilling the arbitrator's functions, or the arbitrator may not be fulfilling those functions in accordance with the Rules or within the prescribed time limits, the Court may initiate replacement proceedings on its own initiative".

22 Over the last five years, the proportion of single confirmations/appointments has significantly increased. In 2020, for example, single and repeat confirmations/appointments respectively representing 66% and 34% of confirmations/appointments, see [ICC 2020 Dispute Resolution Statistics](#).

Age

The ICC Court encourages the proposal/appointment of new and/or young arbitrators for less complex cases,²³ as part of its ongoing efforts to promote generational diversity in arbitration and increase access to the arbitration pool worldwide.²⁴

In 2025, 34% of all individuals confirmed or appointed as arbitrators were under the age of 50.

While the average age of arbitrators confirmed or appointed is approximately 56 years, arbitrators appointed by the ICC Court (directly or following a proposal by an ICC national committee) were six years younger than the global average.

The average age of men and women arbitrators was, respectively 58 years (52 when appointed by the ICC Court) and 52 years (49 when appointed by the ICC Court).

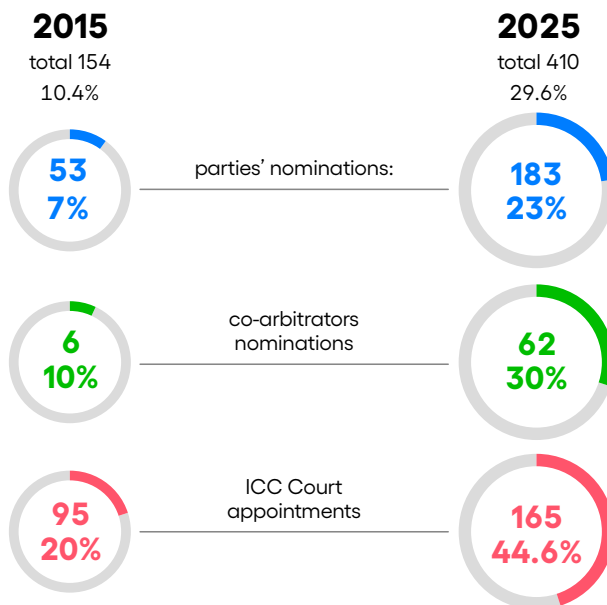
Gender diversity

In 2025, confirmations and appointments of women arbitrators represented 29.6% (or 410) of the total confirmations and appointments, while the total number of confirmations and appointments of men arbitrators represented 70.4% (or 976).

The 286 women individual arbitrators confirmed or appointed in 2025 came from 66 jurisdictions, while the 712 men arbitrators confirmed or appointed came from 83 jurisdictions.

Of all the nominations made by the parties in 2025, 23% (or 183) were women arbitrators. Of the co-arbitrator's nominations, 30% (or 62) were women arbitrators. Of the appointments made by the ICC Court – either directly or upon the proposal of an ICC national committee or group – 44.6% (or 165) were women arbitrators.

Women arbitrator nominations/appointments within each category



Over the last decade, the number of nominations or appointments of women arbitrators has more than doubled within all nominating categories. In 2015, women arbitrators accounted for 7% (53) of party nominations, 6% (10) of co-arbitrator nominations, and 20% (95) of the ICC Court's appointments.

23 See the [ICC Note to National Committees and Groups of the ICC on the Proposal of Arbitrators](#), para 38: "For cases of lower complexity, Committees and Groups are encouraged to propose prospective arbitrators with experience in arbitration, but not necessarily as arbitrators (such as experience as counsel or as tribunal secretary). In such cases, Committees and Groups are encouraged to propose new and/or young arbitrators as this may help the pool of prospective arbitrators in that community to grow."; and para. 40: "When proposing arbitrators, Committees and Groups are encouraged to consider diversity, broadly defined, including but not limited to racial, ethnic, cultural, generational, and gender diversity".

24 ICC professional development activities, such as the [ICC Advanced Arbitration Academies](#) and the [ICC Young Arbitration and ADR Forum](#) (ICC YAAF), also enable ICC to broaden its network of arbitrators worldwide and allow participants from different regions to develop the skills sets required to act as arbitrators.



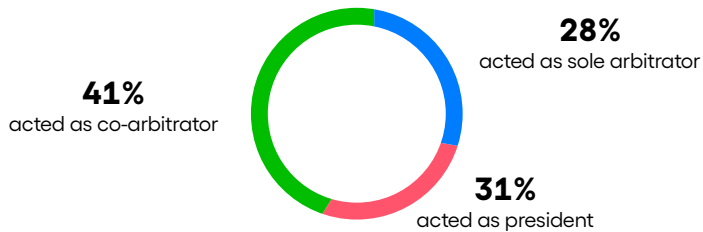
Tables

Number of men/women confirmations or appointments 2015-2025. See annex - table 08, page 28

Men/women confirmations or appointments by region 2015-2025. See annex - table 09, pages 29-30

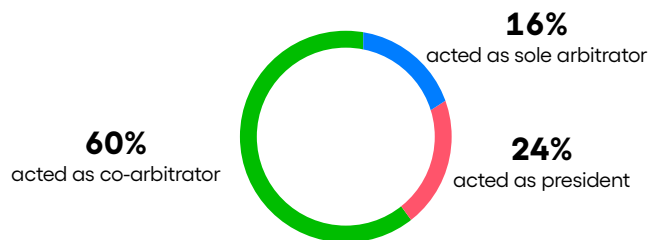
Of all women arbitrator confirmations/appointments, 41% were confirmations/appointments as co-arbitrator, 28% as sole arbitrator and 31% as president of the arbitral tribunal.

Role of women arbitrators

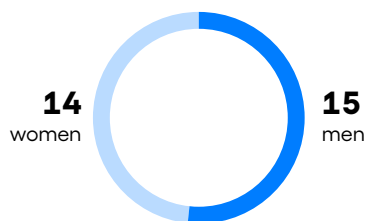


Of all men arbitrator confirmations/appointments, 60% were confirmations/appointments as co-arbitrator, 16% as sole arbitrator and 24% as president of the arbitral tribunal.

Role of men arbitrators



In addition, 14 women and 15 men acted as emergency arbitrators in 2025.



Communication of reasons

Since 2014, when the practice to communicate reasons for the ICC Court's decisions to the parties upon their request²⁵ was first applied, the ICC Court has communicated reasons for 125 decisions, including 97 decisions on arbitrator challenges.

In 2025, the ICC Court communicated reasons for 15 decisions, including 11 challenges, three decisions on *prima facie* jurisdiction under Article 7(2) and one decision on consolidation.

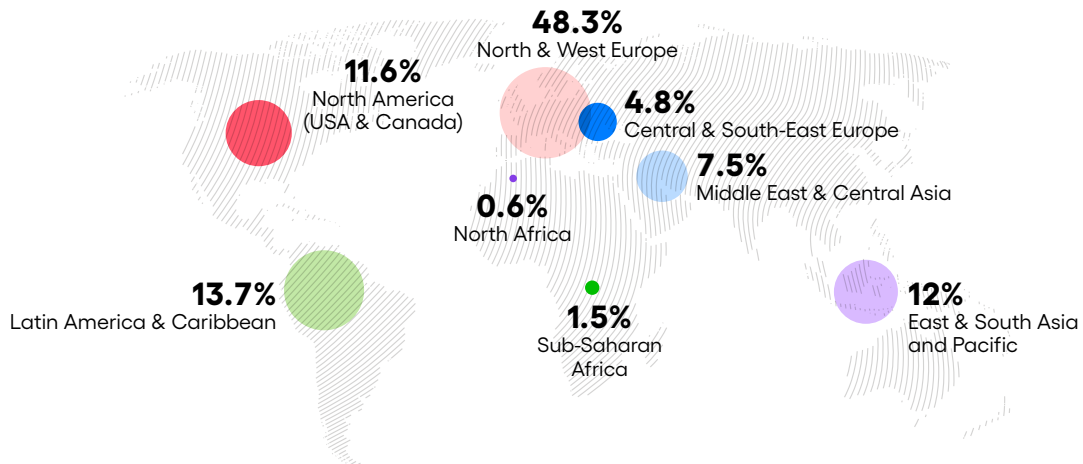
²⁵ According to Art. 43 of the [ICC Arbitration Rules](#), a party's request for the communication of reasons must be made in advance of the decision in respect of which reasons are sought. See also paras. 218-220 of the [ICC Note](#), and [Top 10 Services Provided by the ICC Court and Secretariat](#), *ICC Dispute Resolution Bulletin*, issue 2023-2.

Places of arbitration

In 2025, arbitrations were seated in 123 cities across 70 countries or independent territories.

In the majority of cases, the place (or seat) of arbitration is chosen by the parties, and the ICC Court only fixes the place of arbitration where parties fail to agree. In 2025, the ICC Court exercised this function in just 10% of the cases.

Breakdown of places by region



The most frequently selected places of arbitration were cities²⁶ in the following 10 jurisdictions: France (82 cases), the United Kingdom (78), the United States (70), Switzerland (53), Singapore (42), Brazil (37), Spain (29), Germany (26), Mexico (21) and the United Arab Emirates (19).



Tables

Most selected cities. See annex - table 10, page 30

Countries selected as place of arbitration. See annex - table 11, pages 30-31

²⁶ While the places of arbitration are grouped per country for statistical purposes, under the [ICC Arbitration Rules](#) the place of arbitration must be a city. In 2025, two countries hosted ICC arbitrations for the first time: Ukraine and Cayman Islands.

Choice of law

Choice-of-law clauses were included in contractual provisions in 95% of all cases registered in 2025, covering the laws of 121 nations, states, provinces and territories.

As in previous years, English law was the most frequently selected *lex contractus* with 113 cases (13% of new cases), as well as the laws of a US State (113)²⁷ followed by Brazilian law (54), Swiss law (50), German law (48), French law (44) and Spanish law (43). The laws of Mexico and India (22 cases each), Qatar (18), Saudi Arabia (17), the United Arab Emirates (16), Poland (13), Colombia (11) and Portugal (10) completed the top 15.

Applicable laws in contracts in newly-registered cases

North & West Europe 41.3% No. of laws: 20	Austria (9), Belgium (4), Denmark (3), England (113), Finland (3), France (44), Germany (48), Iceland (1), Ireland(2), Italy (5), Liechtenstein (1), Luxembourg (2), Malta (1), Monaco (1), The Netherlands (7), Norway (1), Portugal (10), Spain (43), Sweden (4), Switzerland (50)
North America (USA & Canada) 14.7% No. of laws: 18	USA Law(s) (1), Law(s) of the State of: California (11), Delaware (14), Florida (5), Georgia (2), Illinois (1), Massachusetts (1), Michigan (2), Nevada (1), New Jersey (2), New York (64), Texas (7), Utah (1), Wyoming (1). Canada Law(s) of the Province of: Alberta (3), British Columbia (3), Ontario (5), Quebec (1)
Latin America & Caribbean 14.5% No. of laws: 17	Argentina (4), Bolivia (2), Brazil (54), Chile (3), Colombia (11), Dominican Republic (2), Ecuador (3), Honduras (1), Mexico (22), Panama (3), Peru (9), Puerto Rico (1), Uruguay (3), Venezuela (1), Barbados (1), Cayman Islands (2), Turks and Caicos Islands (1)
East & South Asia and Pacific 8.9% No. of laws: 19	Bangladesh (5), Cambodia (2), China (5), Hong Kong SAR (1), India (22), Indonesia (1), Japan (5), South Korea (3), Malaysia (3), Pakistan (1), Philippines (2), Singapore (9), Sri Lanka (2), Chinese Taipei (7), Vietnam (1), New Zealand (1). Australia Law(s) of (the State of): Northern Territory (1), South Australia (2), Victoria (2).
Middle East & Central Asia 7.9% No. of laws: 11	Azerbaijan (1), Georgia (1), Kazakhstan (4), Bahrain (2), Iran (1), Iraq (5), Kuwait (1), Qatar (18), Saudi Arabia (17), United Arab Emirates (16), Yemen (1)
Central & South-East Europe 6.7% No. of laws: 16	Albania (1), Bulgaria (1), Cyprus (1), Czech Rep. (3), Greece (9), Hungary (2), Kosovo (1), Latvia (1), Montenegro (2), Poland (13), Romania (7), Russian Fed. (4), Slovakia (2), Slovenia (1), Türkiye (7), Ukraine (2)
Sub-Saharan Africa 2.9% No. of laws: 15	Angola (1), Botswana (2), Cape Verde (1), Comoros (1), Cote D'Ivoire (2), Djibouti (1), Ethiopia (3), Ghana (1), Guinea (1), Mozambique (1), Namibia (1), Senegal (3), South Africa (4), Uganda (1), Zambia (2)
North Africa 1.4% No. of laws: 5	Algeria (6), Egypt (1), Libya (1), Morocco (2), Tunisia (2)

In 2025, 1.7% of all contracts included reference to rules or instruments other than national laws, such as the United Nations Convention on Contracts for the International Sale of Goods (CISG), the ICC Incoterms® Rules,²⁸ the UNIDROIT Principles of International Commercial Contracts and “international laws and principles”. These are sometimes applied in the course of an arbitration, either automatically, because the parties subsequently agree to their application, or because the arbitral tribunal determines that they apply.

27 In those 113 cases, contracts referred to the laws of 14 states, with a choice of New York in over half of the contracts.

28 [The Incoterms® rules](#) are a globally-recognised set of standards, used worldwide in international and domestic contracts for the delivery of goods across borders and domestically. They are essential for creating business-to-business sale contracts and ensuring a smooth flow of goods while minimising risks involved in the transport and delivery process from sellers to buyers. ICC published the first edition of Incoterms® rules in 1936 and has been maintaining and developing them ever since, with the [latest edition](#) issued in 2020. In addition, the [Incoterms® 2020 app](#) is a vital tool for importers and exporters looking to remain updated with international trade terms.

ICC International Court of Arbitration

Awards

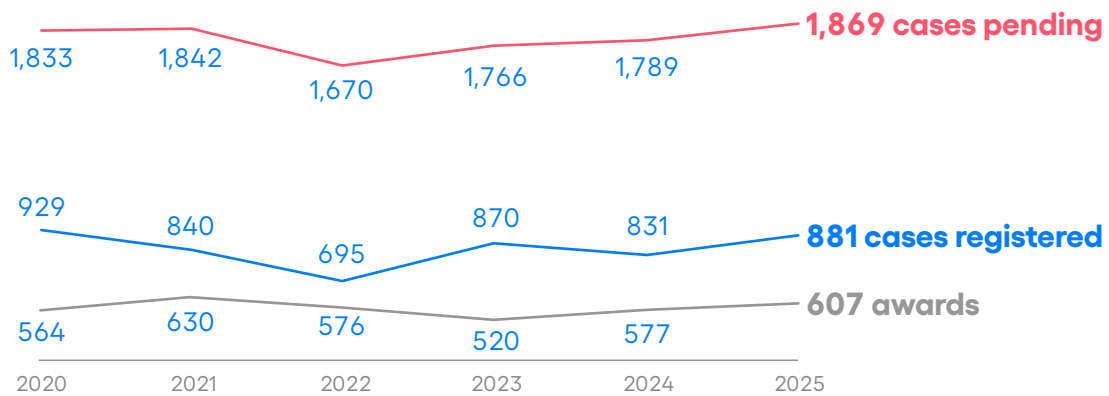
The scrutiny process – a distinctive feature of ICC Arbitration – provides parties and arbitrators with the ICC Court’s expertise in reviewing draft awards, with the aim of ensuring quality, validity and enforceability.²⁹

In 2025, the ICC Court achieved its second-highest number of awards approved annually, with a total of 607 draft awards approved.³⁰ Of these, 444 were final awards, 118 partial awards, and 45 awards by consent.



Of the 607 draft awards approved, 595 were approved subject to points which the ICC Court raised for the arbitral tribunal’s consideration. In addition, 67 draft awards were returned to the arbitral tribunal for further consideration before the ICC Court could approve them.³¹

Awards and cases registered or pending 2020-2025



Languages of awards

While English remains the predominant language of awards (76%, or 460 awards), 147 awards rendered in 2025 were drafted in 10 other languages. As in previous years, Spanish was the second most frequent language (46 awards), followed by Portuguese (40), French (39), German (8), Italian (7), Arabic (3), and one award each in Greek, Indonesian, Korean, and Romanian.

29 See e.g. [Ten Tips on How to Make an Arbitration Award Work: Lessons from the ICC Scrutiny Process](#), *ICC Dispute Resolution Bulletin*, 2022-2; A. Carlevaris, “A Century of Awards Scrutiny: An Appraisal”, in *Liber Amicorum pour Yves Derains, Arbitration and Beyond... Une forme de vie?* (A. Pedone, 2021); G. Flecke-Giammarco, “The ICC Scrutiny Process and Enhanced Enforceability of Arbitral Awards”, *Journal of Arbitration Studies* 24(3):47-77, Sep. 2014; F. Mazza, J. Fry, S. Greenberg, [The Secretariat’s Guide to ICC Arbitration](#), on Art. 33 (ICC, 2012); D. McGovern [The ICC Arbitral Process - Part VI: The Award. Scrutiny of the Award by the ICC Court](#), *Int. Court. of Arb. Bull.* 1994, Vol. 5 n°1.

30 A record was set in 2021 with a total of 630 awards approved, see [ICC 2021 Dispute Resolution Statistics](#).

31 The ICC Court must scrutinise and approve all draft awards prior to notification to the parties. The [ICC Arbitration Rules](#) provide the ICC Court with discretion to lay down modifications as to form and draw the tribunal’s attention to points of substance without affecting the tribunal’s liberty of decision, see e.g. [ICC Award Checklist](#).

Awards rendered by majority/dissenting opinions

The [ICC Arbitration Rules](#) provide that “when the arbitral tribunal is composed of more than one arbitrator, an award is made by a majority decision”.³² In 2025, of the 322 partial and final awards rendered by three-member tribunals, 45 awards (14%) were rendered by majority.

Dissenting opinions were made by way of a separate document in 21 cases and incorporated in the award itself in 22 cases.³³ In two majority awards, no dissenting opinion was submitted. Dissenting arbitrators were co-arbitrators nominated by a party in 34 cases and remained unidentified in 11 cases.

Length of proceedings

In cases that concluded by way of final award in 2025, including where the proceedings were suspended by party agreement for any length of time, the average duration was 27 months and the median duration was 23 months.

Delays

Para. 151 of the [ICC Note to Parties and Arbitral Tribunals on the Conduct of the Arbitration](#) (the “ICC Note”) provides that:

- sole arbitrators are expected to submit draft awards within two months; and
- three-member arbitral tribunals are expected to submit draft awards within three months after the last substantive hearing on matters to be decided in the award, or the filing of the last written submissions concerning such matters (excluding cost submissions), whichever is later.

In 2025, 160 (or 51%) draft final awards rendered in the ordinary arbitration procedure were submitted to the ICC Court for scrutiny within the above timeframe. In terms of the rest, delays ranged from a few days to less than one month in 63 cases, from one to three months in 59 cases and the delay exceeded three months in 38 cases. Among the draft final awards submitted late, a fee reduction was applied in 47 cases (or 29%) where the delay was not *de minimis* and the ICC Court was not satisfied that the delay was attributable to factors beyond the arbitrators’ control or to exceptional circumstances.³⁴

Of the total 130 final awards rendered under the EPP in 2025, 84 (65%) were delivered on or around the six-month time limit.³⁵ The delay exceeded one month in 37 cases and, in most cases, was due to justified circumstances or to parties agreeing to a new procedural timetable. The delay resulted in a fee reduction in just six cases.³⁶ As prescribed by the [ICC Note](#), scrutiny of all draft awards rendered under the EPP was made within two to three weeks.³⁷

32 Art. 35(1), [ICC Arbitration Rules](#).

33 In two cases, two separate dissenting opinions were submitted on different issues by each of the co-arbitrators.

34 Untimely submission of draft awards may cause a reduction of arbitrator fees unless the delay is attributable to factors beyond the arbitrators’ control or exceptional circumstances. The timeframe and fee reduction rates for the ordinary arbitral procedure are set out at paras. 153 of the [ICC Note](#).

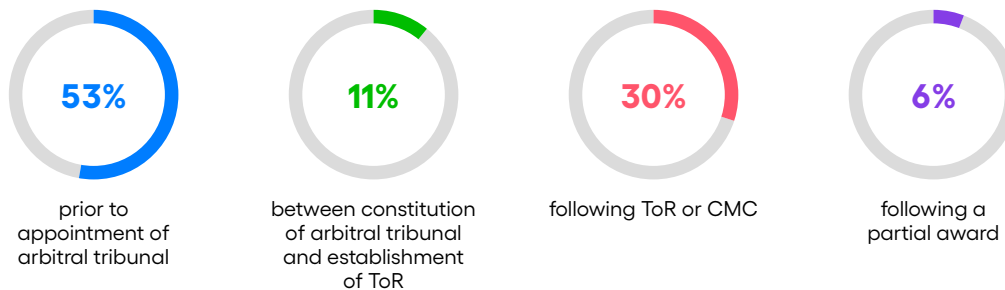
35 See Art. 4, [Appendix V of the ICC Arbitration Rules](#); and paras. 156-158 of the [ICC Note](#): “156. Under the EPP, the arbitral tribunal shall make the final award within six months from the initial CMC, with extensions to be granted only in limited and justified circumstances. 157. The Court considers that compliance with such time limit is of the essence under the EPP. 158. In order to effectively comply with such time limit, an arbitral tribunal acting under the EPP is expected to submit its draft award within five months from the initial CMC”.

36 The timeframe and fee reduction rates for the expedited procedure are set out at para. 160 of the [ICC Note](#).

37 Para. 173 of the [ICC Note](#).

Withdrawals

In 2025, 346 cases were withdrawn before a final award was rendered. While 89% of withdrawals followed the parties' joint request or a request by one party with no objection from the rest of the parties, 11% of withdrawals followed a lack of payment.³⁸ Of the cases filed in 2025, 11% were withdrawn within the year.



53% of withdrawals occurred prior to the appointment of the arbitral tribunal, 11% between the appointment of the tribunal and the establishment of the Terms of Reference, 30% following the Terms of Reference ("ToR") or Case Management Conference ("CMC"),³⁹ and 6% following a partial award. In two cases (0.6%), the case was withdrawn after the final award was approved (and before it was notified to the parties). In addition, 45 cases ended with an award by consent.⁴⁰

ICC as Appointing Authority

Under the [Rules of ICC as Appointing Authority in UNCITRAL or Other Arbitration Proceedings](#), the ICC Court may decide on requests for appointment or challenges in UNCITRAL, other institutional and *ad hoc* arbitration proceedings.

The ICC Court may also provide a range of administrative services as requested by interested parties, including maintaining the file, assisting the parties with logistical arrangements for meetings and hearings,⁴¹ assisting with the notification of documents and correspondence, administering funds, proofreading draft documents, and acting as repository.

In 2025, the ICC Court was called upon to act as appointing authority on 13 occasions. 12 requests related to the appointment of an arbitrator, with four requests being made under the UNCITRAL Arbitration Rules and eight requests in relation to other *ad hoc* proceedings. In addition, one request related to the administration of funds.

38 Pursuant to the non-payment of the [filing fee or advance on costs](#).

39 On the "Terms of Reference", see Art. 23 of the [ICC 2021 Arbitration Rules](#). On the "Case Management Conference", see Art. 24 of the [ICC 2021 and 2026 Arbitration Rules](#). The ICC 2026 Arbitration Rules reinforce the key role of the initial case management conference and remove the requirement to establish Terms of Reference, while maintaining the option to establish them as a useful case management tool, see [Part 2 of "Unveiling the ICC 2026 Arbitration Rules"](#), supra note 3.

40 Part III "Case Management Techniques" of the [ICC Note](#) provides "examples of case management techniques that can be used by the arbitral tribunal and the parties for controlling time and cost, and/or for facilitating settlement". See also the [ICC Guide to Effective Conflict Management and Report on Facilitating Settlement in International Arbitration](#).

41 For example, the [ICC Hearing Centre](#), located in Paris is a state-of-the-art facility in Paris, France, offering unrivalled service excellence for virtual and hybrid arbitration and ADR hearings and meetings. The ICC state-of-the-art Hearing Centre in Paris has, since opening in 2025, hosted 120 days of hearings in ICC and non-ICC cases alike.

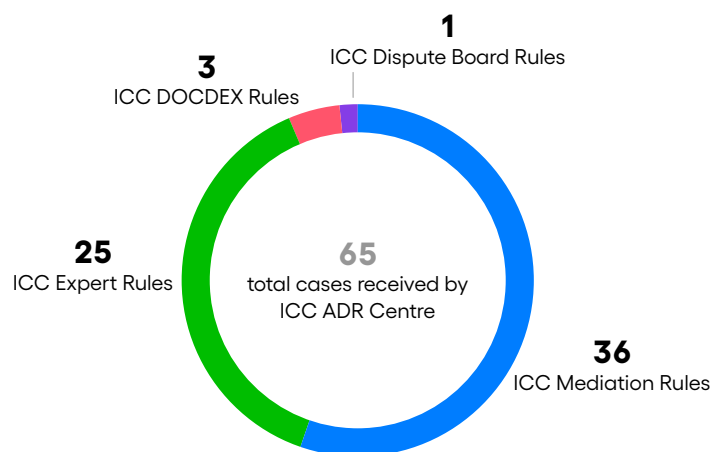
ICC International Centre for ADR

The [International Centre for Amicable Dispute Resolution](#) of the International Chamber of Commerce (“ICC ADR Centre”) offers a range of dispute resolution services, including:

- Administering mediations and other forms of amicable dispute settlement;
- Proposing/appointing experts and neutrals and administering expert proceedings;
- Assisting parties in setting up and running dispute boards; and
- Administering DOCDEX proceedings, i.e. expert decisions on trade finance instruments, including documentary credits.

A [Standing Committee](#) supports the ICC ADR Centre in administering cases filed under the Expert Rules and Dispute Board Rules.

In 2025, the ICC ADR Centre received a total of 65 cases filed under the [ICC Mediation Rules](#) (36 cases), [ICC Expert Rules](#) (25 cases), [ICC DOCDEX Rules](#) (three cases), and [ICC Dispute Board Rules](#) (one case).⁴²



ADR services involved a total of 157 parties from 47 jurisdictions across all regions, with 63 parties coming from Europe, 27 from Latin America and the Caribbean, 20 from North America, 18 from Asia, 16 from the Middle East and 13 from Africa.

42 ICC provides a variety of model clauses for [ICC Mediation](#), [ICC Expertise](#), and [ICC Dispute Boards](#) as well as multi-tier clauses. The ICC ADR Centre can provide support in drafting dispute resolution clauses in accordance with ICC Rules. Even if a clause is not included in the contract, parties can still subsequently agree on ICC as their dispute prevention and resolution one-stop shop. The [ICC Guide to Effective Conflict Management](#) offers guidance in selecting the most appropriate ADR technique and explains how to use them effectively to avoid disputes, prevent their escalation, and resolve disputes efficiently, before and after the commencement of arbitration proceedings. It describes how the available [ICC Dispute Resolution Services](#) can be used either as stand-alone or combined mechanisms.

Mediation

In 2025, 36 requests were filed under the [ICC Mediation Rules](#).⁴³

Mediation cases involved 81 parties from 33 countries. Countries accounting for the highest number of parties were the United States (13), Switzerland (9) and France (7).

Two parties were state-owned, originating from the Americas and Europe.

Origin of the parties in ICC Mediation

Region/country (no. of parties)	Total no. of parties	% of total no. of parties
Africa Algeria (1), Guinea (1), Nigeria (1), South Africa (2)	5	6.2%
Americas Canada (5), Brazil (3), Cayman Islands (1), Colombia (1), Costa Rica (1), Mexico (2), Panama (1), Trinidad and Tobago (1), United States (13)	28	34.6%
Asia & Pacific Hong Kong S.A.R. (1), India (3), Japan (1), Singapore (1)	6	7.4%
Europe Austria (2), Denmark (2), France (7), Germany (2), Greece (1), Italy (3), Luxembourg (2), Monaco (1), Netherlands (1), Spain (1), Switzerland (9), United Kingdom (4)	35	43.2%
Middle East Israel (1), Kuwait (1), Palestine (1), Saudi Arabia (4)	7	8.6%
Total	81	100%

In 2025, the ICC ADR Centre confirmed/appointed 23 mediators (15 confirmations following the parties' joint nomination and 8 appointments of arbitrators by the ICC ADR Centre).

The 23 mediators, of which six were women, came from Europe (Greece, France, Germany, Spain, Switzerland, the United Kingdom), the Americas (Brazil, Canada, Mexico, the United States), Asia (India, Singapore), Africa (Tunisia), and the Middle East (Israel, Lebanon).

While disputes concerned a wide range of economic sectors, disputes in the sector of industrial equipment prevailed (17%) followed by construction and engineering, energy, general trade and pharmaceuticals (11% each). In 2025, the value of disputes ranged from approximately US\$110,000 to over US\$1.3 billion, with an approximate average amount in dispute of US\$71 million – confirming the suitability of mediation for resolving disputes of all values. The costs of proceedings in which mediators were confirmed/appointed were US\$34,000 on average, with a median cost of US\$25,900.⁴⁴

⁴³ The term “mediation” used in the [ICC Mediation Rules](#) includes any amicable settlement technique or combination of techniques that the parties may prefer (Art. 1(3) of the Mediation Rules). In 2025, 35 requests filed in 2025 referred the dispute to “mediation”, while one referred to “conciliation”. The [ICC Mediation Guidance Notes](#) (Foreword, p. 1) offer guidance on issues that deserve attention when choosing and organising mediations: “In keeping with the spirit of mediation, the Mediation Guidance Notes do not dictate solutions, but encourage parties to work out the best arrangements for their particular case in light of common mediation practices and the flexibility offered by the ICC Mediation Rules”.

⁴⁴ The costs of an [ICC Mediation](#) include (i) the filing fee and ICC administrative expenses fixed at the ICC ADR Centre's discretion depending on the tasks carried out by the ICC ADR Centre and normally not exceeding amounts set forth in Art. 2(1) of the Appendix to the [ICC Mediation Rules](#), and (ii) the fees and expenses of the Mediator which are calculated on the basis of the time reasonably spent by the Mediator in the proceedings, unless otherwise agreed by the parties (Appendix, Art. 3(1)). When the appointment of a mediator by the ICC ADR Centre is made at the joint request of all the parties in an ongoing [ICC Arbitration](#), it is provided free of charge in accordance with Art. 3 of Appendix II of the [ICC Rules for the Appointment of Experts and Neutrals](#), and Part I, para. 243, of the [ICC Note to Parties and Arbitral Tribunals on the Conduct of the Arbitration](#).

Expertise

ICC Expert services include:

- Proposing experts and neutrals – where the requesting party is free to accept or reject the person proposed;
- Appointing experts and neutrals – where ICC acts as appointing authority and the appointment is binding on the parties; and
- Administering expert proceedings – services available include coordinating between the parties and the expert, monitoring deadlines, supervising costs, and reviewing the expert's report.⁴⁵

A total of 25 requests under the [ICC Expert Rules](#) were filed with the ICC ADR Centre in 2025. Of these, two requests were made for the proposal of experts or neutrals, 17 for the appointment of experts or neutrals, and six for the administration of expert proceedings.

The two requests for proposal of an expert came from an ICC arbitral tribunal – a service that is provided free of charge.⁴⁶ Of the 17 requests for appointment under the Expert Rules, three were made in relation to the appointment of dispute board members.⁴⁷

The 2025 filings under the ICC Expert Rules involved 67 parties from 27 countries, of which 9 states and state-owned parties from Africa, Asia, Europe, the Americas and the Middle East.

Geographical origins of parties in ICC Expertise

Region/country (no. of parties)	No. of parties	% of total no. of parties
Africa Comoros (1), Ethiopia (1), Senegal (2), South Africa (2), Uganda (1)	7	10.5%
Americas Mexico (5), Panama (3), United States (2), Venezuela (7)	17	25.4%
Asia & Pacific Azerbaijan (1), China (1), Hong Kong SAR (1), India (3), South Korea (1), Nepal (1), Pakistan (1), Singapore (2)	11	16.4%
Europe Cyprus (1), France (7), Germany (2), Greece (1), Spain (11), Switzerland (1), United Kingdom (3)	26	38.8%
Middle East Israel (2), Saudi Arabia (2), United Arab Emirates (2)	6	8.9%
Total	67	100%

In 2025, the 21 experts and neutrals proposed (6)⁴⁸ or appointed (15)⁴⁹ by the ICC ADR Centre came from Europe (France, the Netherlands, Spain, Switzerland, the United Kingdom), the Americas (the United States), North Africa (Egypt, Tunisia) and the Middle East (Iraq).

Most requests filed under the [ICC Expert Rules](#) originated from the construction and energy sectors, and related to technical expertise. Parties also sought financial and/or legal expertise.

45 General guidance regarding issues that should be considered by individuals who have been retained to serve as an expert in proceedings under the Expert Rules or the Arbitration Rules, or who are contemplating such an engagement, can be found in the ICC Report on [Issues for Experts Acting Under the ICC Expert Rules or the ICC Rules of Arbitration](#). A related Report addresses the [Issues for Arbitrators to Consider Regarding Experts](#).

46 See Art. 3(1), Appendix II of the [ICC Rules for the Proposal of Experts and Neutrals](#).

47 The ICC ADR Centre may appoint dispute board members either under the [ICC Expert Rules](#) or the [ICC Dispute Board Rules](#), depending on the parties' agreement.

48 Experts and neutrals proposed under the [ICC Rules for the Proposal of Experts and Neutrals](#).

49 Experts and neutrals appointed under the [ICC Rules for the Appointment of Experts and Neutrals](#).

ICC International Centre for ADR

In 2025, [ICC was reselected by ICANN](#) (Internet Corporation for Assigned Names and Numbers) to handle Limited Public Interest and Community objections that will be filed against applications to register new generic Top-Level Domains (“gTLDs”). The ICC ADR Centre will administer the proceedings [on first instance and on appeal](#) pursuant to the ICANN Applicant Guidebook and ICC Rules for the Administration of Expert Proceedings.⁵⁰

Dispute Boards

The [ICC Dispute Board Rules](#) consist of a comprehensive set of provisions for establishing and operating a dispute board. Under the Dispute Board Rules and upon the parties’ request, the ICC ADR Centre may:

- Appoint dispute board (“DB”) members;
- Decide on challenges against DB members;
- Review DB members’ decisions; and
- Fix DB members’ fees.

In accordance with Appendix III of the [ICC Dispute Board Rules](#), ICC is also the dispute settlement body to decide on challenges filed against a Dispute Avoidance/Adjudication Boards (DAAB) member under the FIDIC’s 2017 suite of contracts.⁵¹

While the Dispute Board Rules and the [ICC Model Dispute Board Member Agreement](#) may be applied without recourse to ICC, the administrative services listed above that facilitate their application are exclusively provided by the ICC ADR Centre.

In 2025, one request was filed under the Dispute Board Rules, relating to a challenge against a DAB member in a domestic dispute involving parties from Latin America. The ICC ADR Centre found that the challenge was admissible but rejected the challenge on the merits.

DOCDEX

[ICC DOCDEX](#) (Documentary Instruments Dispute Resolution Expertise) is a rapid, document-based dispute resolution service for trade finance. Initially designed for letters of credit, it has since been extended to include other trade finance instruments, undertakings and agreements.

For proceedings under the [ICC DOCDEX Rules](#), the ICC ADR Centre appoints experts to render an independent, impartial and prompt decision allowing the parties to settle the dispute.⁵²

In 2025, three requests for a DOCDEX decision were filed, involving a total of seven parties, coming from Algeria, Bangladesh, Italy, Saudi Arabia (two parties), Singapore, and the United Kingdom.

DOCDEX disputes are decided by a panel of three experts, usually made up of different nationalities, appointed by the ICC ADR Centre from ICC’s broad expert network. The 12 experts appointed in 2025, of which 3 were appointed upon a request filed in 2024, originated from Bangladesh, Belgium, Denmark, Georgia, Germany, Greece, Italy, Mexico, Singapore, South Korea, Spain and Türkiye.

50 The [ICC Rules for the Administration of Expert Proceedings](#) were supplemented by Appendix III addressing the financial aspect of ICANN Objection and Appeal Procedures. All ICC expert determinations issued in relation to Limited Public Interest Objections and Community Objections filed in the context of the 2012 Round of the ICANN New gTLD Program are available [online](#).

51 Appendix III, in force [since 1 October 2018](#), is a result of the longstanding collaborative efforts of ICC and FIDIC. As part of this collaboration, an [ICC-FIDIC Conference](#) is held annually to address the latest trends and issues in international construction contracts and dispute resolution.

52 Collected DOCDEX decisions are available in the [ICC Dispute Resolution Library](#).

Amounts in dispute

Table 01 Amounts in dispute

Amounts in dispute in cases registered in 2025 (US\$)	% of total number of cases
≤ 50,000	1.4%
> 50,000 ≤ 100,000	1.4%
> 100,000 ≤ 200,000	4.5%
> 200,000 ≤ 500,000	5.5%
> 500,000 ≤ 1 million	8.4%
> 1 million ≤ 3 million	15.1%
> 3 million ≤ 4 million	5.1%
> 4 million ≤ 5 million	3.3%
> 5 million ≤ 10 million	9.9%
> 10 million ≤ 30 million	15.6%
> 30 million ≤ 50 million	6.6%
> 50 million ≤ 80 million	3.6%
> 80 million ≤ 100 million	1.1%
> 100 million ≤ 500 million	9.1%
> 500 million	1.2%
Not quantified	8.2%

Parties

Table 02 Most frequent nationalities

Representing over 1% of all parties

Country of origin	Number of parties	% of total no. of parties in all 2025 filings
#1 USA	284	11.22%
#2 Brazil	212	8.38%
#3 Spain	141	5.57%
#4 France	122	4.82%
#5 China (incl. Hong Kong SAR)	102	4.03%
#6 Germany	99	3.91%
#7 United Arab Emirates	90	3.56%
#8 Mexico	67	2.65%
#9 Türkiye	60	2.37%
#10 India	58	2.29%
#11 United Kingdom	57	2.25%
#12 Italy	56	2.21%
#13 Switzerland	55	2.17%
#14 Qatar	49	1.94%
#15 Saudi Arabia	42	1.66%
#16 Netherlands	38	1.50%
#17 Australia	34	1.34%
#17 Canada	34	1.34%
#18 Portugal	32	1.26%
#19 Colombia	31	1.22%
#20 Uruguay	30	1.19%
#21 South Korea	29	1.15%
#22 Singapore	28	1.11%
#23 Austria	27	1.07%
#23 Japan	27	1.07%
#24 British Virgin Islands	26	1.03%
#24 Chinese Taipei	26	1.03%

Parties
Table 03 Nationalities by region

Africa

Country/Territory	Claimants	Respondents	Total
Algeria	6	10	16
Egypt	4	3	7
Libya	0	2	2
Morocco	2	9	11
Tunisia	2	2	4
North Africa	14	26	40
Countries/independent territories: 5			
Angola	2	1	3
Botswana	2	2	4
Cameroon	1	1	2
Cape Verde	1	0	1
Central African Republic	1	1	2
Comoros	0	3	3
Congo Dem. Republic	2	2	4
Cote d'Ivoire	2	1	3
Djibouti	0	1	1
Ethiopia	0	2	2
Gabon	1	1	2
Ghana	1	3	4
Guinea	0	2	2
Kenya	1	3	4
Liberia	1	1	2
Madagascar	1	0	1
Malawi	0	1	1
Mali	0	1	1
Mauritius	0	3	3
Mozambique	4	3	7
Namibia	0	4	4
Nigeria	4	2	6
Senegal	2	6	8
South Africa	5	8	13
Tanzania	1	3	4
Togo	1	1	2
Uganda	1	1	2
Zambia	6	9	15
Zimbabwe	1	0	1
Sub-Saharan Africa	41	66	107
Countries/independent territories: 29			
Africa	55	92	147

Americas

Country/Territory	Claimants	Respondents	Total
Canada	14	20	34
USA	134	150	284
North America	148	170	318
Countries/independent territories: 2			
Argentina	4	4	8
Bahamas	0	2	2
Barbados	0	3	3
Bermuda	3	1	4
Bolivia	1	3	4
Brazil	119	93	212
British Virgin Islands	15	11	26
Cayman Islands	6	4	10
Chile	6	4	10
Colombia	18	13	31
Costa Rica	1	1	2
Cuba	2	0	2
Dominican Republic	9	14	23
Ecuador	7	1	8
El Salvador	1	0	1
Guatemala	1	0	1
Honduras	1	0	1
Jamaica	2	1	3
Mexico	35	32	67
Panama	4	2	6
Paraguay	0	2	2
Peru	12	13	25
Puerto Rico	1	0	1
Saint Kitts & Nevis	2	2	4
Saint Lucia	2	1	3
St Vincent & The Grenadines	0	1	1
Turcs & Caicos Islands	1	1	2
Uruguay	6	24	30
Venezuela	1	1	2
Latin America & Caribbean	260	234	494
Countries/independent territories: 29			
Americas	408	404	812



Parties

Asia & the Pacific

Country/Territory	Claimants	Respondents	Total
Armenia	0	1	1
Azerbaijan	2	2	4
Bahrain	2	3	5
Georgia	0	2	2
Iran	2	0	2
Iraq	1	9	10
Israel	10	9	19
Jordan	2	1	3
Kazakhstan	4	1	5
Kuwait	3	3	6
Lebanon	1	6	7
Oman	11	10	21
Qatar	21	28	49
Saudi Arabia	19	23	42
United Arab Emirates	45	45	90
Yemen	1	0	1
Middle East & Central Asia	124	143	267
Countries/independent territories: 16			
Australia	17	17	34
Bangladesh	3	6	9
Cambodia	0	6	6
China*	40	62	102
Chinese Taipei	11	15	26
India	30	28	58
Indonesia	1	1	2
Japan	21	6	27
Malaysia	3	4	7
Marshall Islands	0	2	2
Mongolia	0	1	1
Myanmar	0	1	1
Nepal	0	1	1
New Zealand	1	1	2
Pakistan	1	1	2
Philippines	2	5	7
Singapore	13	15	28
South Korea	14	15	29
Sri Lanka	1	1	2
Thailand	2	1	3
Vietnam	3	1	4
East & South Asia and Pacific	163	190	353
Countries/independent territories: 21			
Asia & the Pacific	323	374	697

*78 parties from Mainland China (27 Claimants, 51 Repondents);
24 parties from Hong Kong SAR (13 Claimants, 11 Repondents)

Europe

Country/Territory	Claimants	Respondents	Total
Austria	13	14	27
Belgium	4	11	15
Denmark	9	10	19
Finland	3	4	7
France	52	70	122
Germany	45	54	99
Gibraltar	0	1	1
Iceland	2	1	3
Ireland	4	7	11
Italy	33	23	56
Liechtenstein	1	1	2
Luxembourg	7	8	15
Malta	5	3	8
Monaco	0	1	1
Netherlands	16	22	38
Norway	3	1	4
Portugal	12	20	32
Spain	71	70	141
Sweden	5	8	13
Switzerland	25	30	55
United Kingdom	26	31	57
Channel Islands	2	2	4
North & West Europe	338	392	730
Countries/independent territories: 22			
Albania	2	4	6
Belarus	1	0	1
Bosnia and Herzegovina	1	0	1
Bulgaria	1	6	7
Croatia	2	3	5
Cyprus	7	9	16
Czech Republic	4	4	8
Estonia	0	2	2
Greece	9	11	20
Hungary	2	3	5
Kosovo	1	2	3
Latvia	1	2	3
Lithuania	1	0	1
Macedonia	1	0	1
Montenegro	2	0	2
Poland	14	11	25
Romania	6	10	16
Russia	10	9	19
Serbia	0	1	1
Slovakia	5	3	8
Slovenia	1	2	3
Türkiye	22	38	60
Ukraine	9	0	9
Central & South-East Europe	102	120	222
Countries/independent territories: 23			
Europe	440	512	952

Parties

Table 04 Number of states and state-owned parties by region

Region	Number of state and state-owned parties	% of all parties from the region
Latin America & Caribbean	42	8.5%
East & South Asia and Pacific	29	8.2%
Central & South-East Europe	23	10.4%
Sub-Saharan Africa	18	16.8%
Middle East & Central Asia	15	5.6%
North & West Europe	12	1.6%
North Africa	7	17.5%
North America (USA & Canada)	4	1.3%
Total	150	

Arbitral tribunals

Table 05 Selection of arbitrators

	Sole arbitrators	Co-arbitrators in three-member tribunals	Presidents of three-member tribunals	Total
Nominations by parties, confirmed by the ICC Court/Secretary General	55	709	40	804 58%
Nominations of presidents by co-arbitrators, confirmed by the ICC Court/Secretary General	NA	NA	208	208 15%
Appointments by ICC Court upon proposal from ICC national committee or group	156	10	52	212 15.5%
Direct appointments by the ICC Court	65	34	74	158 11%
Appointments by an authority other than the ICC Court	1	2	1	4 0.5%
Total	277	755	375	1,386

Table 06 Most frequent nationalities
Representing over 1% of all confirmations/appointments

Country of origin	Number of confirmations/appointments	% of total number of confirmations/appointments
#1 United Kingdom	151	10.89%
#2 USA	110	7.94%
#3 Brazil	98	7.07%
#4 France	96	6.93%
#5 Spain	88	6.35%
#6 Switzerland	79	5.70%
#7 Germany	66	4.76%
#8 Canada	38	2.74%
#9 Mexico	35	2.53%
#10 Italy	32	2.31%
#11 Australia	27	1.95%
#11 Lebanon	27	1.95%
#11 Portugal	27	1.95%
#12 Egypt	26	1.88%
#13 Singapore	25	1.80%
#14 Argentina	24	1.73%
#14 India	24	1.73%
#15 Belgium	23	1.66%
#15 Colombia	23	1.66%
#16 Austria	22	1.59%
#17 Poland	20	1.44%
#18 Greece	15	1.08%
#18 Saudi Arabia	15	1.08%
#19 Ireland	14	1.01%
#19 New Zealand	14	1.01%
#19 Peru	14	1.01%



Arbitral tribunals

Table 07 Country of origin and role



Africa

	Sole arbitrator	Co-arbitrator	President of tribunal	Total
Algeria	0	1	1	2
Egypt	1	19	6	26
Morocco	0	1	0	1
Tunisia	2	3	2	7
North Africa	3	24	9	36
Countries/independent territories: 4				
Angola	0	0	1	1
Cameroon	0	1	0	1
Ethiopia	0	1	0	1
Ghana	0	4	0	4
Cote d'Ivoire	0	2	0	2
Kenya	3	1	1	5
Mauritius	0	1	0	1
Nigeria	2	2	2	6
Senegal	2	2	0	4
South Africa	3	5	2	10
Zimbabwe	0	1	1	2
Sub-Saharan Africa	10	20	7	37
Countries/independent territories: 11				
Africa	13	44	16	73

Americas

	Sole arbitrator	Co-arbitrator	President of tribunal	Total
Canada	9	17	12	38
USA	20	67	23	110
North America	29	84	35	148
Countries/independent territories: 2				
Argentina	1	13	10	24
Barbados	0	1	0	1
Bolivia	1	0	0	1
Brazil	6	63	29	98
Chile	2	6	5	13
Colombia	3	14	6	23
Costa Rica	1	0	2	3
Dominican Republic	0	2	1	3
Ecuador	0	2	1	3
El Salvador	0	0	1	1
Guatemala	0	1	1	2
Jamaica	0	0	1	1

Mexico	6	24	5	35
Panama	0	2	0	2
Paraguay	0	0	1	1
Peru	0	4	10	14
Uruguay	1	2	1	4
Venezuela	0	1	1	2
Latin America & Caribbean	21	135	75	231
Countries/independent territories: 18				

Americas	50	219	110	379
-----------------	-----------	------------	------------	------------

Asia & the Pacific

	Sole arbitrator	Co-arbitrator	President of tribunal	Total
Georgia	2	0	0	2
Bahrain	1	0	0	1
Iran	2	3	4	9
Iraq	0	1	1	2
Israel	0	3	1	4
Jordan	0	4	1	5
Lebanon	7	9	11	27
Oman	0	1	0	1
Palestinian Authority	1	0	0	1
Qatar	1	2	0	3
Saudi Arabia	3	10	2	15
Syria	0	3	0	3
United Arab Emirates	3	1	1	5
Middle East & Central Asia	20	37	21	78
Countries/independent territories: 13				

Australia	7	9	11	27
Brunei	0	0	1	1
China	1	3	0	4
Chinese Taipei	0	1	0	1
India	4	17	3	24
Indonesia	2	2	1	5
Japan	1	2	1	4
Malaysia	2	7	4	13
New Zealand	5	4	5	14
Pakistan	0	3	0	3
Philippines	1	0	0	1
Singapore	11	7	7	25
South Korea	2	2	0	4
Vietnam	0	1	0	1
East & South Asia and Pacific	36	58	33	127
Countries/independent territories: 14				

Asia & the Pacific	56	95	54	205
-------------------------------	-----------	-----------	-----------	------------

Arbitral tribunals

Europe

	Sole arbitrator	Co-arbitrator	President of tribunal	Total
Austria	9	10	3	22
Belgium	8	6	9	23
Finland	0	4	3	7
France	21	51	24	96
Germany	18	29	19	66
Ireland	4	2	8	14
Italy	8	13	11	32
Luxembourg	1	0	0	1
Netherlands	3	4	4	11
Norway	0	0	1	1
Portugal	5	16	6	27
Spain	17	51	20	88
Sweden	2	7	1	10
Switzerland	23	33	23	79
United Kingdom	10	112	29	151
North & West Europe	129	338	161	628
Countries/independent territories: 15				
Belarus	0	1	1	2
Croatia	2	1	1	4
Czech Republic	3	0	0	3
Greece	2	9	4	15
Hungary	2	1	1	4
Latvia	3	0	2	5
Moldova	1	0	0	1
Montenegro	1	0	0	1
Poland	7	10	3	20
Romania	2	7	4	13
Russia	2	4	1	7
Serbia	1	3	0	4
Slovakia	1	2	0	3
Slovenia	1	2	1	4
Türkiye	1	11	0	12
Ukraine	0	2	1	3
Central & South-East Europe	29	53	19	101
Countries/independent territories: 16				
Europe	158	391	180	729

Table 08 Number of men/women confirmations or appointments 2015-2025

Year	Men		Women	
	Number	Percentage	Number	Percentage
2015	1,177	89.6%	136	10.4%
2016	1,202	85.2%	209	14.8%
2017	1,239	83.3%	249	16.7%
2018	1,211	81.6%	273	18.4%
2019	1,164	78.9%	312	21.1%
2020	1,165	76.6%	355	23.4%
2021	1,154	75.7%	371	24.3%
2022	910	71.4%	364	28.6%
2023	944	70.3%	398	29.7%
2024	1,019	71.4%	408	28.6%
2025	976	70.4%	410	29.6%



Arbitral tribunals

Table 09 Men/women arbitrator confirmations or appointments 2015-2025

Region	Year	Men		Women	
North Africa	2015	11	73%	4	27%
	2016	18	86%	3	14%
	2017	31	91%	3	9%
	2018	23	92%	2	8%
	2019	20	83%	4	17%
	2020	12	75%	4	25%
	2021	37	84%	7	16%
	2022	25	83%	5	17%
	2023	14	58%	10	42%
	2024	30	83%	6	17%
	2025	32	89%	4	11%
	Sub-Saharan Africa	2015	17	100%	0
2016		10	83%	2	17%
2017		23	96%	1	4%
2018		18	86%	3	14%
2019		25	83%	5	17%
2020		15	83%	3	17%
2021		23	79%	6	21%
2022		27	87%	4	13%
2023		25	76%	8	24%
2024		16	73%	6	27%
2025		27	73%	10	27%
North America		2015	158	91%	15
	2016	193	86%	32	14%
	2017	114	82%	25	18%
	2018	139	84%	27	16%
	2019	110	75%	37	25%
	2020	147	72%	56	28%
	2021	126	76%	40	24%
	2022	110	82%	24	18%
	2023	106	75%	36	25%
	2024	109	77%	33	23%
	2025	105	71%	43	29%
	Latin America & Caribbean	2015	169	91%	16
2016		145	88%	19	12%
2017		165	82%	36	18%
2018		167	84%	31	16%
2019		148	83%	30	17%
2020		186	79%	50	21%
2021		147	72%	57	28%
2022		151	63%	87	37%
2023		125	70%	54	30%
2024		161	65%	85	35%
2025		163	71%	68	29%

Region	Year	Men		Women	
Middle East & Central Asia	2015	40	83%	8	17%
	2016	46	84%	9	16%
	2017	43	68%	20	32%
	2018	61	80%	15	20%
	2019	33	62%	20	38%
	2020	55	76%	17	24%
	2021	55	71%	22	29%
	2022	35	71%	14	29%
	2023	40	63%	23	37%
	2024	48	66%	25	34%
	2025	62	79%	16	21%
	East & South Asia and Pacific	2015	102	91%	10
2016		109	89%	14	11%
2017		123	87%	18	13%
2018		112	89%	14	11%
2019		119	90%	13	10%
2020		90	85%	16	15%
2021		135	88%	19	12%
2022		76	81%	18	19%
2023		83	81%	19	19%
2024		79	81%	25	19%
2025		94	75%	31	25%
North & West Europe		2015	635	90%	67
	2016	617	86%	103	14%
	2017	679	85%	119	15%
	2018	634	81%	146	19%
	2019	656	79%	177	21%
	2020	615	77%	180	23%
	2021	580	75%	188	25%
	2022	442	72%	171	28%
	2023	507	70%	215	30%
	2024	521	73%	191	27%
	2025	432	69%	196	31%
	Central & South-East Europe	2015	45	74%	16
2016		64	70%	27	30%
2017		61	69%	27	31%
2018		57	62%	35	38%
2019		53	67%	26	33%
2020		45	61%	29	39%
2021		51	61%	32	39%
2022		44	52%	41	48%
2023		44	57%	33	43%
2024		55	60%	37	40%
2025		61	60%	40	40%



Places of arbitration

Table 10 Ten most frequently selected cities

City	Number of cases	% of all places of arbitration
#1 Paris	82	12.0%
#2 London	78	11.5%
#3 New York	44	6.5%
#4 Singapore	42	6.2%
#5 Geneva	27	4.0%
#6 Madrid	26	3.8%
#7 Sao Paulo	24	3.5%
#8 Zurich	24	3.5%
#9 Mexico City	19	2.8%
#10 Vienna	14	2.1%

Table 11 Countries selected as place of arbitration

Africa

	Place chosen by the parties	Place fixed by the Court	Total
Algeria	3	0	3
Egypt	1	0	1
North Africa	4	0	4
Countries/independent territories: 2			
Angola	1	0	1
Botswana	1	0	1
Kenya	3	0	3
Nigeria	1	0	1
South Africa	4	0	4
Sub-Saharan Africa	10	0	10
Countries/independent territories: 5			
Africa	14	0	14

Americas

	Place chosen by the parties	Place fixed by the Court	Total
Canada	8	1	9
USA	67	3	70
North America	75	4	79
Countries/independent territories: 2			

Argentina	5	0	5
Barbados	1	0	1
Belize	0	1	1
Brazil	36	1	37
Cayman Islands	1	0	1
Chile	3	2	5
Colombia	7	0	7
Costa Rica	1	2	3
Dominican Republic	1	1	2
Ecuador	1	0	1
Mexico	21	0	21
Panama	2	0	2
Peru	4	0	4
Puerto Rico	1	0	1
Uruguay	2	0	2
Latin America & Caribbean	86	7	93
Countries/independent territories: 15			

Americas **161** **11** **172**

Asia & the Pacific

	Place chosen by the parties	Place fixed by the Court	Total
Bahrain	1	0	1
Iraq	0	1	1
Israel	2	0	2
Jordan	3	0	3
Oman	3	0	3
Qatar	8	5	13
Saudi Arabia	8	1	9
United Arab Emirates	17	1	19
Middle East & Central Asia	42	8	51
Countries/independent territories: 8			

Australia	3	0	3
China (Hong Kong SAR)	2	2	4
China (Mainland)	1	1	2
Chinese Taipei	6	0	6
India	7	5	12
Indonesia	2	0	2
Japan	2	0	2
Malaysia	2	1	3
Marshall Islands	0	1	1
Singapore	37	5	42
South Korea	3	1	4
Thailand	1	0	1
East & South Asia and Pacific	66	16	82
Countries/independent territories: 11			

Asia & the Pacific **150** **24** **133**

Places of arbitration

Europe

	Place chosen by the parties	Place fixed by the Court	Total
Austria	16	1	17
Belgium	5	0	5
Denmark	2	0	2
Finland	3	0	3
France	67	15	82
Germany	23	3	26
Ireland	1	0	1
Italy	2	0	2
Liechtenstein	1	0	1
Luxembourg	2	0	2
Malta	0	1	1
Netherlands	13	0	13
Portugal	10	1	11
Spain	28	1	29
Sweden	3	0	3
Switzerland	50	3	53
United Kingdom	73	5	78
North & West Europe	299	30	329
Countries/independent territories: 17			
Croatia	1	0	1
Cyprus	1	0	1
Czech Republic	1	0	1
Greece	8	0	8
Poland	4	1	5
Romania	6	0	6
Russia	1	0	1
Slovenia	1	0	1
Türkiye	6	1	7
Ukraine	2	0	2
Central & South-East Europe	31	2	33
Countries/independent territories: 10			
Europe	330	32	362