

ICC Dispute Resolution **2024 Statistics**



ICC Dispute Resolution 2024 Statistics

Online at <https://iccwbo.org/news-publications/news/icc-dispute-resolution-statistics-2024/>
and <https://jsumundi.com/en/icc-dispute-resolution-library>
ICC Publication No.: DRS992E



Copyright © 2025
International Chamber of Commerce (ICC)

ICC holds all copyright and other intellectual property rights in this work, and encourages its reproduction and dissemination subject to the following:

- ICC must be cited as the source and copyright holder mentioning the title of the document, © International Chamber of Commerce (ICC), and the publication year.
- Express written permission must be obtained for any modification, adaptation or translation, or for any commercial use.
- The work may not be reproduced or made available on websites except through a link to the relevant ICC web page.

Permission can be requested from ICC through copyright.drs@iccwbo.org.

Trademarks

ICC, the ICC logo, CCI, International Chamber of Commerce (including Spanish, French, Portuguese and Chinese translations), International Court of Arbitration and ICC International Court of Arbitration (including Spanish, French, German, Arabic and Portuguese translations) are all trademarks of ICC, registered in several countries.

About the International Chamber of Commerce (ICC)

The International Chamber of Commerce (ICC) is the institutional representative of more than 45 million companies in over 170 countries. ICC's core mission is to make business work for everyone, every day, everywhere. Through a unique mix of advocacy, solutions and standard setting, we promote international trade, responsible business conduct and a global approach to regulation, in addition to providing market-leading dispute resolution services. Our members include many of the world's leading companies, SMEs, business associations and local chambers of commerce.

www.iccwbo.org

About ICC International Court of Arbitration®

The International Court of Arbitration® is the world's leading arbitral institution. Since our inception in 1923, we have remained at the forefront of supporting global trade and investment through dispute prevention and resolution. ICC dispute resolution services promote the continuity of global trade by helping commercial parties avoid, manage and resolve their disputes efficiently, advancing ICC's purpose to enable peace, prosperity and opportunity for all.

Follow us

Stay up-to-date with the latest news following [@ICCArbitration on LinkedIn](#), [X](#) and [Facebook](#).



ICC International Court of Arbitration	4
Caseload	4
Nature of disputes	5
Amounts in dispute	5
Expedited procedure	6
Parties	6
Geographical origins	6
State and state-owned parties	8
Arbitral tribunals	8
Constitution of the arbitral tribunal	8
Communication of reasons	9
Geographical origins	10
Repeat confirmations/appointments	10
Gender diversity	11
Places of arbitration	12
Choice of law	13
Awards	14
Languages of awards	15
Awards rendered by majority/dissenting opinions	15
Length of proceedings	15
Delays	16
Emergency Arbitrator proceedings	16
ICC as Appointing Authority	17
ICC International Centre for ADR	18
Mediation	18
Expertise	19
Dispute Boards	20
DOCDEX	20
Annex – Tables	21



ICC International Court of Arbitration

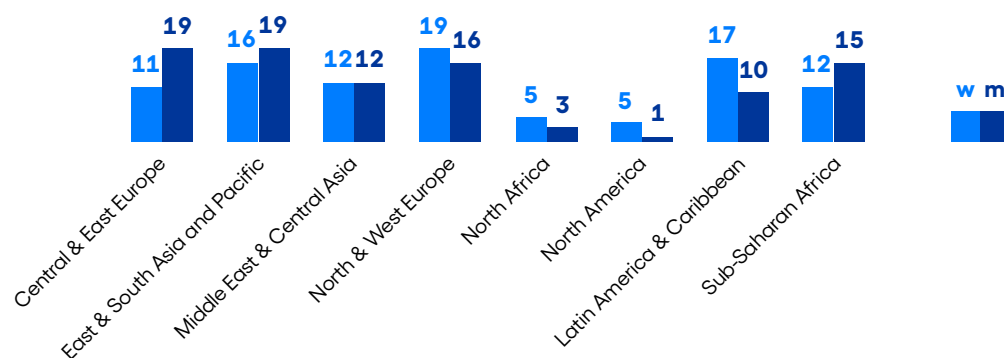
Since its establishment in 1923, the ICC International Court of Arbitration (“ICC Court”) has administered more than 29,000 cases¹ involving parties from all over the world, and disputes spanning a wide range of sectors and sizes.

The flexibility of the ICC Arbitration Rules as well as the diversity, knowledge and experience of the [ICC Court](#) and its Secretariat² make ICC Arbitration well suited for the resolution of disputes arising from a wide range of transactions.

The current composition of the ICC Court – [announced on 1 July 2024](#) with the re-election of ICC Court President Claudia Salomon – includes 191 members, of which 19 Vice-Presidents, appointed for a three-year mandate.

The ICC Court comprises 97 women and 95 men from 119 jurisdictions³ across Africa (35 members), Asia and the Pacific (59), Europe (65) and the Americas (33). The gender, regional and generational representation within the ICC Court demonstrate ICC’s commitment in reflecting the global business and legal communities it serves.

ICC Court membership by region and gender



Caseload

In 2024, a total of 841 arbitration cases were registered with the Secretariat of the ICC Court (“Secretariat”), of which 831 cases were filed under the [ICC Arbitration Rules](#) (“Arbitration Rules”) and 10 under the [Rules of ICC as Appointing Authority](#) (“Appointing Authority Rules”).⁴

At year-end 2024, a total of 1,789 cases were being administered via the [Secretariat’s offices](#) in Paris, New York, Sao Paulo, Singapore, Hong Kong and Abu Dhabi Global Market.

While the majority of ICC arbitrations involve cross-border disputes (69%), half of newly-registered cases (50%) involved parties from the same region, and a third (31%) involved parties of the same nationality.⁵

- ¹ [The 29,000th case](#), which was registered at the Sao Paulo office, involved Brazilian parties from the power and energy sector, was governed by Brazilian law, with a tribunal to be seated in Rio de Janeiro, showcasing the impact of the ICC’s case management office in Brazil, known as SCIAB, a [registered institution in the State of Sao Paulo](#).
- ² The ICC Court is supported by the Secretariat (Art. 1(5) of the [Arbitration Rules](#)), which communicates both with the parties and the arbitrators. The Secretariat is composed of 13 [multi-jurisdictional teams](#) for arbitration and ADR, located in its six case management offices around the world. On the services that the Secretariat can provide, see the [Note to Parties and Arbitral Tribunals on the Conduct of the Arbitration](#); see also [Top 10 Services Provided by the ICC Court and Secretariat](#), *ICC Dispute Resolution Bulletin*, issue 2023-2.
- ³ Including 12 jurisdictions not previously represented: Angola, Azerbaijan, Grenada, Guatemala, Guinea, Kyrgyzstan, Macau, Moldova, Oman, Uganda, Uruguay, and Zambia.
- ⁴ ICC provides for services in [Arbitration, Mediation, Expertise, Dispute Boards](#), as well as [Appointing Authority](#) services in non-ICC or *ad hoc* arbitrations. The [ICC Arbitration Rules](#) have been named the world’s [preferred arbitration rules](#) in a [global survey](#) conducted by Queen Mary University and White & Case investigating current trends in user preferences and perceptions. Even if an arbitration agreement is not included in the contract, parties may agree to resort to any of the above services at any time. The [ICC Guide to Effective Conflict Management](#) and [Report on Facilitating Settlement in International Arbitration](#) raises awareness on the different dispute resolution services and provides a path on how to facilitate the settlement of disputes in international arbitration.
- ⁵ While disputes between parties of the same nationality are referred to as “national” or “domestic” for statistical purposes, many of these cases still have a foreign element. In 2024, parties from 67 countries referred their domestic disputes to [ICC Arbitration](#). As in previous years, Brazil and Mexico had the most cases with 30 and 23 domestic cases respectively, followed by the United Arab Emirates and Spain (17 cases each) and Qatar (15 cases).

Nature of disputes

As in previous years, cases filed in 2024 covered a wide range of sectors, divided into more than 20 categories.⁶

Disputes arising from the construction/engineering and energy sectors, which traditionally generate the largest number of ICC cases, represented 44% of all new cases registered, or 193 (23.2%) and 170 (20.5%) new cases, respectively.

Other sectors among the top 10 included: transportation (6.3%); financing and insurance (5.8%); telecoms and specialised technologies (5.8%); health, pharmaceuticals and cosmetics (4.8%); business services (4.6%); general trade and distribution (4.5%); leisure and entertainment (4.3%) and industrial equipment and services (4.2%).

While ICC arbitrations arise from a very broad range of contracts, the most frequent types in 2024 arbitration filings were construction/engineering; purchase and sale; share purchase/transfer and shareholder agreements; distribution/franchising; and joint venture, consortium or partnerships contracts.

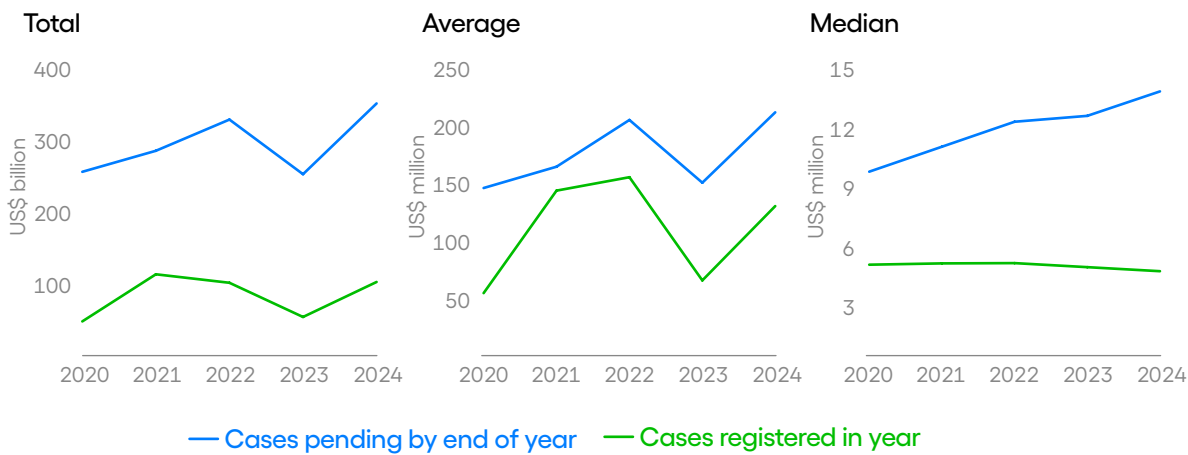
Amounts in dispute

Approximately 50% of cases filed during the year and pending cases at year end involved an amount in dispute between US\$1 million and US\$30 million. Close to 37% of the new cases registered involved an amount in dispute not exceeding US\$3 million, i.e. the threshold value for the automatic application of the expedited procedure provisions for disputes arising out of arbitration agreements concluded after 1 January 2021.⁷

In 2024, the average amount in dispute was **US\$130 million** in new cases and **US\$211 million** in cases pending at year end. The aggregate amount for disputes in new cases and for the total caseload pending at year end was respectively **US\$102 billion** and **US\$354 billion**, setting an unprecedented record in terms of total caseload value.

While the median amount in dispute remained steady in new cases (US\$5 million approximately) and reached US\$ 14 million in total cases pending at year end, the amount in dispute in newly-registered cases varied significantly from just below US\$10,000 to US\$53 billion.

Total, average and median amount in dispute
2020-2024



Tables

Amount in dispute. See annex - table 01, page 21

6 Sectors include agribusiness, business services, chemicals, construction and engineering, defence and security, education and culture, energy, environmental protection, financing and insurance, general trade and distribution, food and beverage, health/pharmaceuticals and cosmetics, household and office needs, industrial equipment and services, leisure and entertainment, media and publishing, metals and raw materials, public institutions and organisations, telecommunications/specialised technologies, textiles/clothing, and transportation.

7 See Art. 1(2)(b), Appendix VI of the [Arbitration Rules](#) and section 'Expedited procedure' immediately below.

Expedited procedure

The ICC Expedited Procedure Provisions (Article 30 and Appendix VI of the Arbitration Rules; collectively referred to as “EPP”) provide for time and cost-efficient arbitration ending with a final award within six months of the case management conference and reduced arbitrator fees.⁸

In 2024, **152** cases were newly-administered under the EPP as a result of:

- automatic application of the EPP: **147** cases;⁹
- party agreement (“opt-in”): **five** cases.

Since 1 March 2017, when the EPP entered into force, ICC has administered a total of **865** cases. Of these, **127** cases have been administered under the EPP following party agreement, demonstrating the efficacy of the expedited procedure. A total of **461** final awards were rendered in cases administered under the EPP since 2017.

Parties

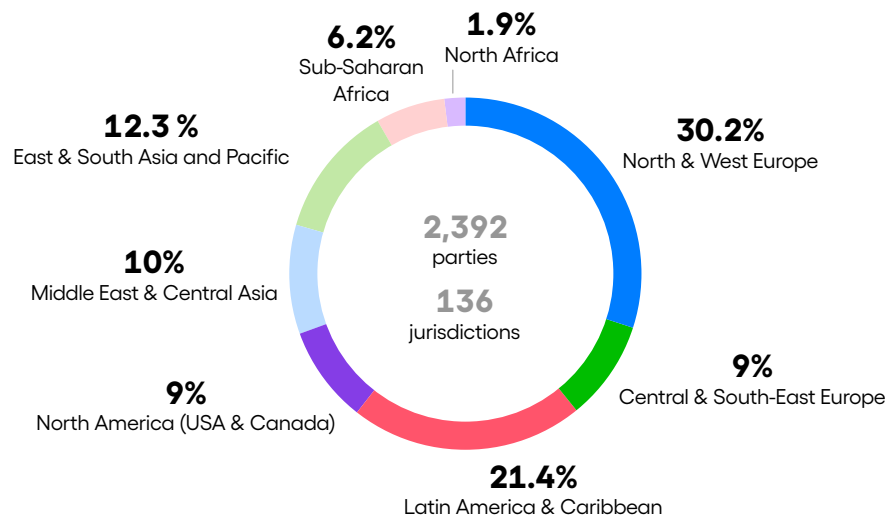
Of the **2,392** parties in cases filed in 2024 under the Arbitration Rules, 46% were claimants and 54% were respondents. As in previous years, approximately a third (33%) of newly-filed cases involved multiple parties.

Multiparty cases involved multiple respondents (57%), multiple claimants (28%) or multiple claimants and respondents (15%). The majority of multiparty cases involved three to five parties (81%), with one case involving as many as 40 parties.

Geographical origins

The **2,392** parties in cases registered in 2024 came from **136** countries or independent territories.

Origin of the parties by region



⁸ Unless the parties explicitly opt out, the EPP apply automatically in cases where the arbitration agreement was concluded post 1 March 2017 and the global amount in dispute does not exceed: (i) US\$ 2 million for arbitration agreements concluded on or after 1 March 2017 and before 1 January 2021; and (ii) US\$ 3 million for arbitration agreements concluded on or after 1 January 2021. Parties may also expressly opt into the EPP regardless of the amount in dispute or date of conclusion of the arbitration agreement. The [cost calculator](#) for ordinary and expedited procedures is available [online](#) and on the [ICC DRS app](#).

⁹ According to Art. 30(2)(b) of the [Arbitration Rules](#), the EPP apply by default in cases (i) not exceeding the monetary threshold under Art. 1(2) of Appendix VI; (ii) based on contracts concluded on or after entry in force of the EPP; and (iii) where the parties have not agreed to opt out of the EPP.

Africa

Parties from North Africa (46) and Sub-Saharan Africa (148) accounted for 8% of the total party population. Parties came from 31 countries in the region, with Ghana (22), Senegal (21), South Africa (14), Morocco (16), Algeria (15), Liberia (11) and Nigeria (10) being the most represented nationalities.

Americas

Parties from the Americas accounted for 30% of the overall number of parties. The United States maintained their first position in country rankings with 167 parties, representing 7% of all parties worldwide. Latin America and the Caribbean accounted for 511 parties, representing 21% of the overall number – a significant rise from 2023 (346 parties representing 14.5% of all parties in 2023) and previous years, showcasing 2024 as second-best year in terms of the number and proportion of parties from the region, behind the record figure of 800 parties (or 26%) in 2016 with the filing of 135 related small-claim cases arising from a collective dispute involving parties from the region. With 156 parties, Brazil returned to being the most represented nationality in the region and the second most represented nationality worldwide. Mexico, with 106 parties, was the second most represented nationality in the region.

Asia and the Pacific

Parties coming from Asia and Pacific (534 parties) – including East and South Asia, and the Pacific, the Middle East and Central Asia – represented 22% of the total number of parties. East and South Asia, and the Pacific represented 12% of all parties with 294 parties. The most represented nationalities in the region were China with 98 parties (68 parties from Mainland China, 30 from Hong Kong SAR) and India (61), followed by Australia (30), Singapore (27), South Korea (25) and Japan (18). With 224 parties, the Middle East represented 9% of the overall party population, with the United Arab Emirates (73 parties), Qatar (51), Saudi Arabia (28), Oman (20) and Israel (16) as the top five nationalities in the region. Central Asia accounted for 16 parties, coming from Armenia, Azerbaijan, Georgia, Kazakhstan, Uzbekistan and Turkmenistan.

Europe

As in previous years, European parties represented close to 40% of the total party population. Among the parties originating from North and West Europe (723), Spain led with 137 parties, ranking third among nationalities worldwide. Italy followed with 101 parties, ranking fifth among nationalities worldwide. Germany (85), France (73) and United Kingdom (59) completed the region's top five countries . Parties from Central and South-East Europe (215) represented close to 9% of parties worldwide, with Türkiye remaining the most represented nationality within the region with a record representation (80 parties) and ranking eighth worldwide, followed by Poland (28), Russia (19), Greece (16), Romania (14) and Hungary (11).



Tables

- Most frequent nationalities. See annex - table 02, page 21
- Nationalities by region. See annex - table 03, page 22-23

State and state-owned parties

In 2024, **19%** of new cases involved a state or state entity as a party. The total number of state and state entities (**188**) comprised **45** states and **143** state-owned parties from all regions of the world.

The number of state and state-owned parties varied significantly across regions, representing less than 1% of all parties coming from North America and less than 3% of parties from North and West Europe (two and 20 state or state-owned parties respectively), to between 7% and 12% of the parties from the Middle East and Central Asia, Latin American and the Caribbean, Sub-Saharan Africa, and Central and East Europe, to over 15% of the parties coming from East and South Asia, and the Pacific, and North Africa.

In 2024, one new case was filed under the Arbitration Rules pursuant to a bilateral investment treaty (BIT), bringing the number of investor-state disputes administered under the Arbitration Rules since 1996, when the first BIT case was registered, to 48. In addition, ICC has acted as Appointing Authority in 16 BIT *ad hoc* arbitrations to date.¹⁰



Tables

Number of states and state-owned parties by region. See annex - table 04, page 24

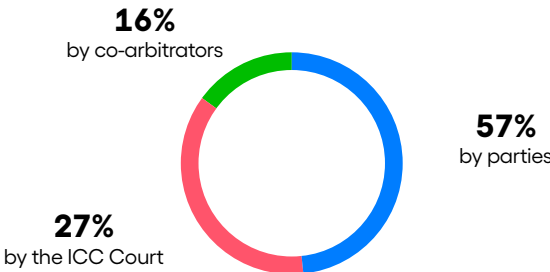
Arbitral tribunals

In 2024, **1,020** individuals from **91** jurisdictions acted as arbitrators by way of a total of **1,427** confirmations and appointments.¹¹

Constitution of the arbitral tribunal

In 2024, as in previous years, arbitrator nominations by the parties (820) or the co-arbitrators (215) accounted for **73%** of the total confirmations/appointments, while the number of ICC Court appointments (392) accounted for **27%** of all confirmed/appointed arbitrators.¹²

Selection of arbitrators



Tables

Selection of arbitrators. See annex - table 05, page 24

In 2024, as in previous years, the parties agreed on the number of arbitrators in the vast majority of cases (87%), either in the arbitration agreement or subsequently. Parties opted for a three-member tribunal in 63% of the cases and a sole arbitrator in 37% of the cases.

10 Whether for a contract or treaty, ICC provides for a variety of model clauses for [ICC Arbitration](#), [ICC Mediation](#), [ICC Expertise](#), [ICC Dispute Boards](#), or [ICC as Appointing Authority](#). See e.g. [ICC Report on Arbitration Involving States and State Entities](#) (2012); A. Carlevaris, J. Dahlquist Cullborg, [Investment Treaty Arbitration at ICC](#), *ICC Dispute Resolution Bulletin*, 2017-1.

11 While observing confidentiality, the online searchable directory of [ICC Arbitral Tribunals](#) provides information on the name, nationality, role and method of selection of arbitrators, as well as on the status of the case, the industry sector involved and the party representatives.


12 Art. 12(1) of the Arbitration Rules provides that "[t]he disputes shall be decided by a sole arbitrator or by three arbitrators". In principle, arbitrators acting in ICC arbitrations are either (i) confirmed by the ICC Court Secretary General or by the ICC Court upon party or co-arbitrator nomination ("confirmation"), or (ii) appointed by the ICC Court in the absence of nomination ("appointment"), either directly or upon the proposal of an [ICC national committee](#) or group.

ICC International Court of Arbitration

The ICC Court fixed the number of arbitrators in the remaining cases (13%). Where the parties do not agree on the number of arbitrators, the ICC Court will, in general, appoint a sole arbitrator, except where it appears that the complexity of the dispute or the interests at stake warrant the appointment of three arbitrators.¹³ In 2024, the ICC Court submitted disputes to three-member arbitral tribunals in 18% of the cases in which the parties did not agree on the number, and to sole arbitrators in 82% of such cases.¹⁴

Overall, 57% of cases were submitted to a three-member arbitral tribunal and 43% to a sole arbitrator.

Constitution of arbitral tribunals



Before being confirmed or appointed, prospective arbitrators must submit a statement of acceptance, availability, impartiality and independence.

39% of all prospective arbitrators made disclosures prior to confirmation or appointment in 2024 (compared to 31% in 2020).¹⁵

While disclosures do not imply the existence of a conflict, in the event of an objection, it is for the ICC Court to assess whether the matter disclosed is an impediment to serving as arbitrator. Once an arbitrator has been confirmed or appointed, objections with regard to their impartiality, independence or on other grounds must be made by way of a challenge.

33 challenges were filed in 2024 (in a total of 25 cases), of which the ICC Court accepted seven.

43 replacements were made pursuant to Article 15(1) of the Arbitration Rules in 2024, following the resignation (in 31 cases) or passing (in five cases) of an arbitrator, or the acceptance of a challenge (in seven cases). No replacement was made at the ICC Court's own initiative pursuant to Article 15(2).

Communication of reasons

Since 2014, when the practice to communicate reasons for the ICC Court's decisions to the parties upon their request¹⁶ was first applied, the ICC Court has communicated reasons for **110** decisions, including **86** decisions on arbitrator challenges.

In 2024, the ICC Court communicated reasons for 11 decisions, including eight challenges, two decisions on *prima facie* jurisdiction under Article 6(4), and one decision on consolidation.

¹³ See para. 40 of the [Note to Parties and Arbitral Tribunals on the Conduct of the Arbitration](#) ("Note"), which also provides: "Without prejudice to other relevant circumstances that may lead to the constitution of a three-member arbitral tribunal, the Court will normally decide in favour of a sole arbitrator where the amount in dispute is less than US\$ 10,000,000 and in favour of three arbitrators where the amount in dispute exceeds US\$ 30,000,000".

¹⁴ Since 2017, the ICC Court has increasingly selected a sole arbitrator over a three-member arbitral tribunal, which may be explained by the introduction of the Expedited Procedure Provisions ("EPP") that provide: "The Court may, notwithstanding any contrary provision of the arbitration agreement, appoint a sole arbitrator". In 2016, the ICC Court decided to constitute a three-member tribunal in 28% of cases and a single-member tribunal in 72% of cases, see [ICC 2016 Dispute Resolution Statistics](#).

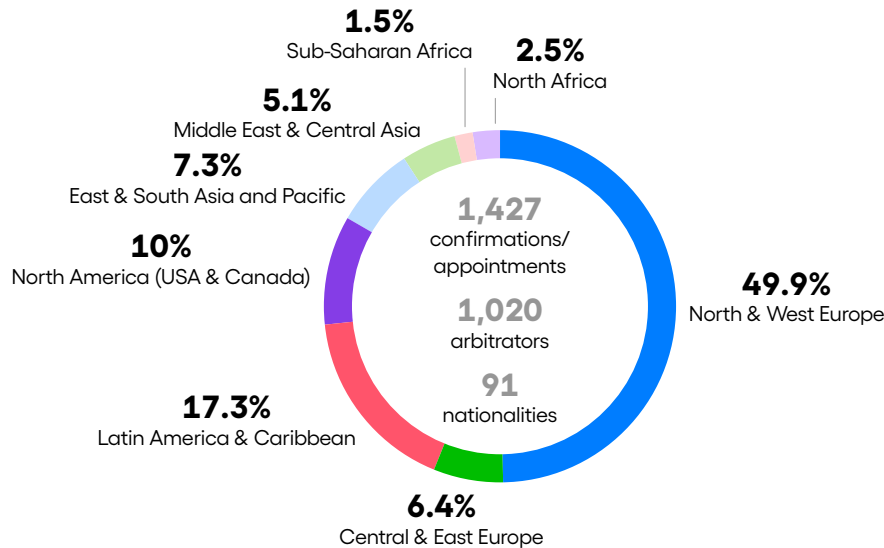
¹⁵ See paras. 22-36 of the [Note](#), which indicatively list circumstances that should be considered by the prospective arbitrator as well as the scope of any disclosures.

¹⁶ According to Art. 5(2), Appendix II to the Arbitration Rules, a party's request for the communication of reasons must be made in advance of the decision in respect of which reasons are sought, see paras. 46-49 of the [Note](#), see also [Top 10 Services Provided by the ICC Court and Secretariat](#), *ICC Dispute Resolution Bulletin*, issue 2023-2.

Geographical origins

The **1,020** individual arbitrators confirmed or appointed in 2024 came from **91** jurisdictions. Confirmations/appointments of ICC arbitrators span all continents, from Europe (57% of confirmations/appointments), to the Americas (27.5%), Asia and the Pacific (12.5%), and Africa (4%).

Confirmations/appointments of arbitrators by region



In 2024, the most represented nationalities among arbitrators included the United Kingdom (13% of all confirmations/appointments), the United States (8%), other European nationalities (France, Switzerland, Germany, Spain and Italy, representing between 3% and 7% of all confirmations/appointments), Brazil (6%), Mexico (3%) and Australia (2%).



Tables

Most frequent nationalities. See annex - table 06, page 24

Country of origin and role. See annex - table 07, pages 25-26

Repeat confirmations/appointments

Of the 1,427 confirmations/appointments in 2024 (involving 1,020 individual arbitrators), 72% represented single confirmations/appointments and 28% repeat confirmations/appointments. The same split was identical across both men and women arbitrators.

While ensuring strict compliance with its policy of appointing the best available candidates as arbitrators (applicable regardless of whether the appointment is made directly or upon proposal of an ICC national committee), the ICC Court will, in principle, not appoint the same individual as arbitrator within 12 months of that appointment.¹⁷

Moreover, the ICC Court encourages the proposal/appointment of candidates with less arbitrator experience and/or young arbitrators for less complex cases or cases involving relatively low amounts in dispute and has worked to increase access to the arbitration pool and arbitration more generally.¹⁸

¹⁷ See the [Note to the National Committees and Groups of ICC on the Proposal of Arbitrators](#), para 38: "For cases of lower complexity, Committees and Groups are encouraged to propose prospective arbitrators with experience in arbitration, but not necessarily as arbitrators (such as experience as counsel or as administrative secretary)"; and para. 40: "When proposing arbitrators, Committees and Groups are encouraged to consider diversity, broadly defined, including but not limited to racial, ethnic, cultural, generational, and gender diversity". Over the past five years, the proportion of single confirmations/appointments has significantly increased, with single and repeat confirmations/appointments respectively representing 66% and 34% of confirmations/appointments in 2020.

¹⁸ Other initiatives that help broaden the current network of arbitrators worldwide include the [ICC Advanced Arbitration Academies](#) developed by the [ICC Institute of World Business Law](#), which enable participants from different regions to develop the skill sets required to act as arbitrators. Also, the appointment of the 101 [ICC Young Arbitration and ADR Forum](#) (YAAF) new representatives from 65 countries, reflect ICC's continuous efforts to promote age and geographical diversity in arbitration.

ICC International Court of Arbitration

In recent years, close to 40% of all individuals confirmed or appointed as arbitrators were under the age of 50. While the average age of arbitrators confirmed or appointed is approximately 55 years, arbitrators appointed by the ICC Court (directly or following a proposal by an ICC national committee) were five years younger than the global average.

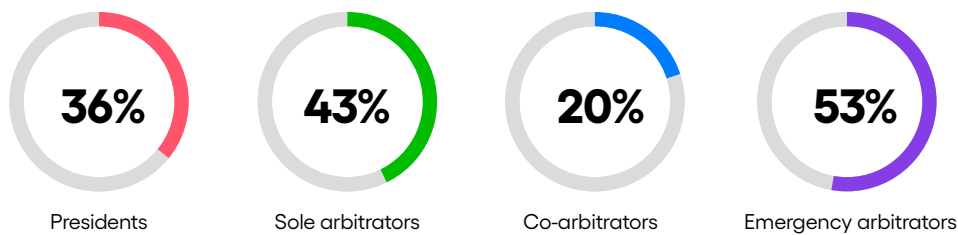
Gender diversity

In 2024, confirmations and appointments of women arbitrators represented **28.6%** (or 408) of the total confirmations and appointments.

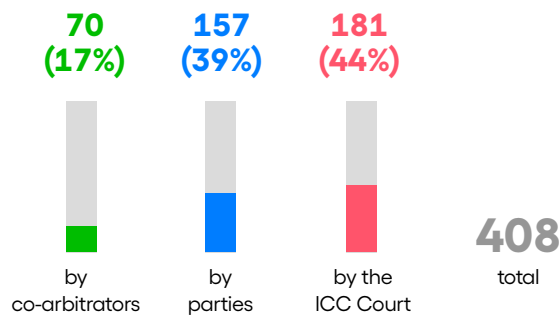
Three gender diversity milestones were achieved in 2024.

- Out of all appointments made by the ICC Court – either directly or upon the proposal of an ICC national committee or group – **46%** (or 181) were of women arbitrators, up from 41% in 2023 and 42% in 2022.
- The total number of individual women confirmed or appointed as arbitrators rose to **290** (compared to **269** in 2023), with these individuals coming from **63** jurisdictions.
- The proportion of women in the role of sole arbitrator or president rose to **43%** and **36%** respectively (up from 36% and 27% in 2020), with 20% of co-arbitrators confirmed or appointed being women.

Proportion of women in each role

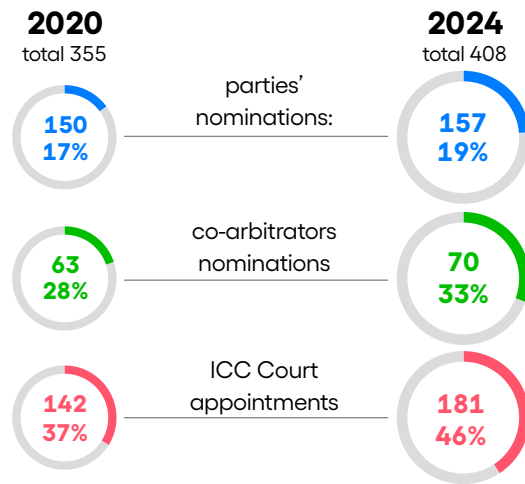


Nominations/appointments of women arbitrators



Of the 408 confirmations or appointments of women arbitrators in 2024, 17% were co-arbitrator nominations, 39% were party nominations and 44% were ICC Court appointments.

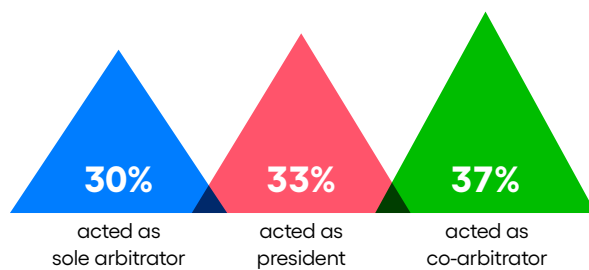
Number and proportion of women nominations/appointments within each category



Tables

Number of men/women confirmations or appointments 2014-2024. See annex - table 08, page 26

Role of women arbitrators



In 2024, 37% of all women confirmed or appointed acted as co-arbitrator, 30% acted as sole arbitrator, and 33% as president. In addition, nine women acted as emergency arbitrators in 2024, representing just over half of emergency arbitrator appointments.



Tables

Men/women confirmations or appointments by region 2014-2024. See annex - table 09, pages 26-28

Places of arbitration

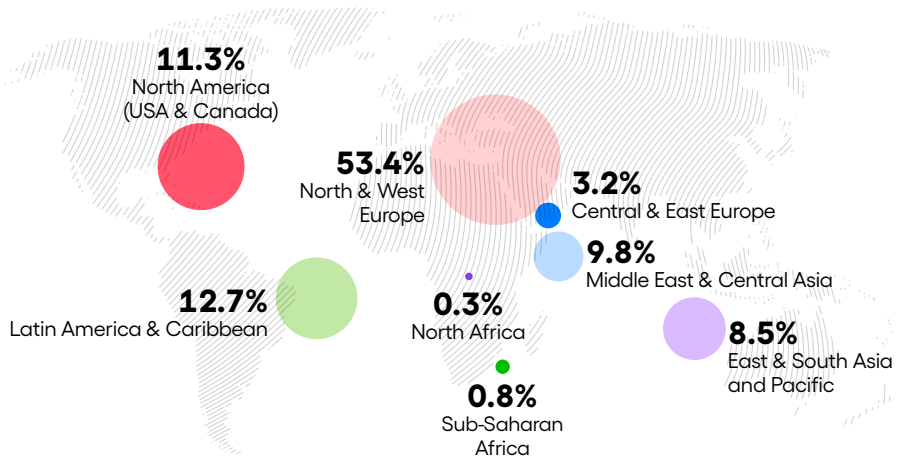
In 2024, arbitrations were seated in **107** cities across **62** countries or independent territories.

In the majority of cases, the place (or seat) of arbitration is chosen by the parties, and the ICC Court only fixes the place of arbitration where parties fail to agree. In 2024, the ICC Court exercised this function in just 7% of the cases.

The most frequently selected places of arbitration¹⁹ were cities in the United Kingdom (96 cases), France (91), Switzerland (83), and the United States (72), followed by the United Arab Emirates (38) entering the top five for the first time, in turn followed by Spain (33), Brazil and Mexico (30 each), Singapore (28), and Germany (20).

19 While the places of arbitration are grouped per country for statistical purposes, under the Arbitration Rules the place of arbitration must be a city.

Breakdown of places by region



Tables

Ten most selected cities. See annex - table 10, page 28

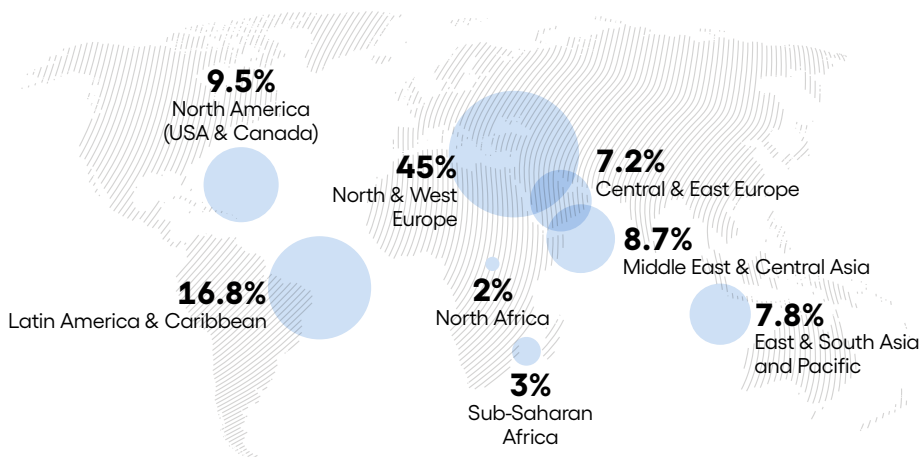
Countries selected as place of arbitration. See annex - table 11, pages 28-29

Choice of law

Choice-of-law clauses were included in contractual provisions in **95%** of all cases registered in 2024, covering the laws of **108** nations, states, provinces and territories.

As in previous years, English law was the most frequently selected *lex contractus* with 125 cases (15% of new cases), followed by the laws of a US state (69),²⁰ Swiss law (60), Brazilian law (44), and French law (42). The laws of Mexico and Germany (35 cases each), Spain (34), Italy (27), the United Arab Emirates (22), and Qatar (21) completed the top 11 applicable laws in cases registered in 2024.

Applicable laws contained in contracts



20 In those 69 cases, contracts referred to the laws of 11 states, with a choice of New York law in over half of the contracts.

Applicable laws in contracts in newly-registered cases

North & West Europe	Austria (12), Belgium (15), Denmark (4), England (125), Finland (6), France (42), Germany (35), Ireland (3), Italy (27), Luxembourg (4), Malta (1), Netherlands (6), Portugal (6), Spain (34), Sweden (2), Switzerland (60)
Central & South-East Europe	Bulgaria (1), Cyprus (2), Czech Rep. (1), Greece (7), Hungary (2), Kosovo (1), Latvia (1), North Macedonia (2), Poland (14), Romania (7), Russia (1), Serbia (1), Slovakia (1), Türkiye (15), Ukraine (5)
North Africa	Algeria (8), Egypt (2), Morocco (5), Tunisia (2)
Sub-Saharan Africa	Burkina Faso (1), Cameroon (1), Ethiopia (2), Equatorial Guinea (1), Ghana (8), Guinea (1), Kenya (1), Liberia (1), Nigeria (2), Malawi (1), Senegal (4), South Africa (1), Tanzania (1), Uganda (1), Zambia (1)
North America (USA & Canada)	USA Law(s) of (the State of): California (4), Delaware (4), Florida (7), Illinois (1), Indiana (1), Maryland (1), New York(40), North Carolina (1), Texas (8), Utah (1), Washington (1). Canada Law(s) of the Province of: Alberta (3), British Columbia (1), Ontario (3), Quebec (5)
Latin America & Caribbean	Argentina (13), Brazil (44), Chile (6), Colombia (11), Dominica (1), Dominican Republic (2), Ecuador (3), El Salvador (4), Mexico (35), Panama (9), Peru (5), Uruguay (2), Venezuela (7), Jamaica (1)
Middle East & Central Asia	Armenia (1), Bahrain (2), Georgia (3), Iraq (2), Israel (1), Jordan (2), Kazakhstan (1), Kuwait (1), Oman (7), Qatar (21), Saudi Arabia (10), Turkmenistan (1), United Arab Emirates (22)
East & South Asia and Pacific	China (5), East Timor (1), Hong Kong SAR (16), India (17), Indonesia (2), Japan (5), South Korea (3), Malaysia (1), Pakistan (1), Singapore (3), Thailand (2), Vietnam (1). Australia Law(s) of (the State of): New South Wales (3), Queensland (4), Victoria (1)

In 2024, 2% of all contracts relied upon included reference to rules or instruments other than national laws, such as the United Nations Convention on Contracts for the International Sale of Goods (CISG), the ICC Incoterms® Rules,²¹ the UNIDROIT Principles of International Commercial Contracts, and “international laws and principles”. These are sometimes applied in the course of an arbitration, either automatically, because the parties subsequently agree to their application, or because the arbitral tribunal determines that they apply.

Awards

The scrutiny process – a distinctive feature of ICC Arbitration – provides parties and arbitrators with the ICC Court’s expertise in reviewing draft awards, with the aim of ensuring quality, validity and enforceability.²² In 2024, the ICC Court approved **577** draft awards, of which 564 were approved subject to points which the ICC Court raised for the arbitral tribunal’s consideration.²³

577 Total number of awards **413** Final awards **112** Partial awards **52** Awards by consent

Of the 577 awards approved by the ICC Court, 413 were final awards, 112 partial awards, and 52 awards by consent. In addition, 71 draft awards were returned to the arbitral tribunal for further consideration before the ICC Court could approve them.

21. [The Incoterms® rules](#) are a globally-recognised set of standards, used worldwide in international and domestic contracts for the delivery of goods across borders and domestically. They are essential for creating business-to-business sale contracts and ensuring a smooth flow of goods while minimising risks involved in the transport and delivery process from sellers to buyers. ICC published the first edition of Incoterms® rules in 1936 and has been maintaining and developing them ever since, with the [latest edition](#) issued in 2020. In addition, the [Incoterms® 2020 app](#) is a vital tool for importers and exporters looking to remain updated with international trade terms.
22. See F. Mazza, J. Fry, S. Greenberg, [The Secretariat’s Guide to ICC Arbitration](#), commentary of Art. 33 (ICC, 2012); A. Carlevaris, “A Century of Awards Scrutiny: An Appraisal”, in *Liber Amicorum pour Yves Derains, Arbitration and Beyond... Une forme de vie?* (A. Pedone, 2021); [Ten Tips on How to Make an Arbitration Award Work: Lessons from the ICC Scrutiny Process](#), *ICC Dispute Resolution Bulletin*, 2022-2.
23. The ICC Court must scrutinise and approve all draft awards prior to notification to the parties. The Arbitration Rules provide the ICC Court with discretion to lay down modifications as to form and draw the tribunal’s attention to points of substance without affecting the tribunal’s liberty of decision, see e.g. [ICC Award Checklist \(1998, 2012, 2017 and 2021 ICC Arbitration Rules\)](#).

Languages of awards

While English remains the predominant language (77% of awards), many of the 577 awards rendered in 2024 were drafted in 10 other languages.

As in 2023, Spanish is the second most frequent language (36 awards), followed by French (26), Portuguese (18), German (8), Arabic, Italian, Romanian (2), and one award each in Bulgarian and Turkish. In addition, two bilingual awards in Mandarin/English were rendered in 2024.

Awards rendered by majority/dissenting opinions

Pursuant to Article 32(1) of the Arbitration Rules, "when the arbitral tribunal is composed of more than one arbitrator, an award is made by a majority decision". In 2024, of the 293 partial and final awards rendered by three-member tribunals, 45 awards (15%) were rendered by majority.

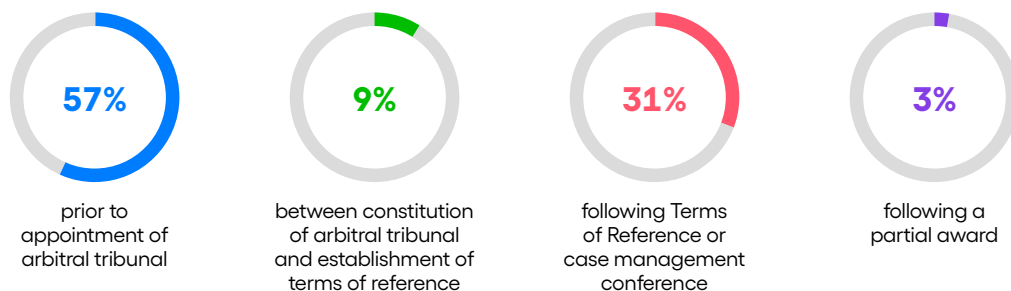
Dissenting opinions were made by way of a separate document in 32 cases and incorporated in the award itself in 11 cases. In two majority awards, no dissenting opinion was submitted. Dissenting arbitrators were co-arbitrators nominated by a party in 39 cases, and remained unidentified in six cases.

Length of proceedings

In cases that concluded by way of final award in 2024, including where the proceedings were suspended by party agreement for any length of time, the average duration was 26 months and the median duration was 22 months, compared to 27 and 25 months respectively in 2023.

In 2024, 391 cases were withdrawn before a final award was rendered: 92% of withdrawals followed the parties' joint request or a request by one party with no objection from the rest of the parties, whereas 8% of withdrawals followed a lack of payment.²⁴

Cases withdrawn



57% of withdrawals occurred prior to the appointment of the arbitral tribunal, 9% between the constitution of the tribunal and the establishment of the Terms of Reference, 31 % following the Terms of Reference or Case Management Conference,²⁵ and 3% following a partial award. Of the cases filed in 2024, 13% were withdrawn within the year. In addition, 52 proceedings ended with an award by consent.²⁶

²⁴ Pursuant to the non-payment of the advance on costs (Art. 37(6), [Arbitration Rules](#)).

²⁵ For provisions on the 'Terms of Reference' and 'Case Management Conference', see [Arbitration Rules](#), Arts. 23 and 24.

²⁶ Appendix IV(h)(i), [Arbitration Rules](#) provides: "Settlement of disputes: (i) encouraging the parties to consider settlement of all or part of the dispute either by negotiation or through any form of amicable dispute resolution methods such as mediation under the ICC Mediation Rules; (ii) where agreed between the parties and the arbitral tribunal, the arbitral tribunal may take steps to facilitate settlement of the dispute, provided that every effort is made to ensure that any subsequent award is enforceable at law". See also the ICC [Guide to Effective Conflict Management](#) and [Report on Facilitating Settlement in International Arbitration](#).

Delays

In 2024, 141 (or 51%) draft final awards rendered in the ordinary procedure were submitted to the ICC Court for scrutiny within the above timeframe.²⁷ In terms of the rest, delays ranged from a few days to less than one month in 43 cases, from one to three months in 72 cases and the delay exceeded three months in 26 cases. Among the draft final awards submitted late, a fee reduction was applied in 57 cases (or 40%) where the delay was not *de minimis* and the ICC Court was not satisfied that the delay was attributable to factors beyond the arbitrators' control or to exceptional circumstances.²⁸

Of the total 120 final awards rendered under the EPP in 2024, 67 (56%) were delivered on or around the six-month time limit.²⁹ The delay exceeded one month in 53 cases and, in most cases, was due to justified circumstances. In addition, the parties agreed to a new procedural timetable in 13 cases. The delay resulted in a fee reduction in just 13 cases.³⁰ As prescribed by the Note, scrutiny of all draft awards rendered under the EPP was made within two to three weeks.³¹

Emergency Arbitrator proceedings

In 2024, **17** Emergency Arbitrator ("EA") applications were filed, bringing the total number of EA applications to **257** since 2012, when the ICC EA were introduced, allowing parties to apply for urgent interim or conservatory measures that cannot await the constitution of the arbitral tribunal and to obtain a decision within 15 days (Article 29 and Appendix V to the Arbitration Rules).

In 2024, EA proceedings involved 46 parties, of which 21 claimants and 25 respondents, with half of the EA applications involving multiple parties. Four EA applications were filed in the context of domestic disputes, while two applications involved only state entities, either from the same region (in one case) or different regions (in the other case).

Parties to EA proceedings – including one state party and six state-owned entities – came from Latin America and the Caribbean (17), North and West Europe (12), Sub-Saharan Africa (8), East and South Asia, and the Pacific (4), North America (3), the Middle East and Central Asia (1), and Central and South-East Europe (1).

Of the 17 Emergency Arbitrator orders rendered in 2024, the requested relief was fully granted in three cases, partially granted in two cases, and dismissed in 12 cases, including one case where the application was found to be inadmissible.³²

Outcome of the Emergency Measure requested



27 Para. 153 of the [Note to Parties and Arbitral Tribunals on the Conduct of the Arbitration](#) (the "Note") provides that (i) sole arbitrators are expected to submit draft awards within two months, and (ii) three-member arbitral tribunals within three months after the last substantive hearing on matters to be decided in the award or the filing of the last written submissions concerning such matters (excluding cost submissions), whichever is later.

28 Untimely submission of draft awards may cause a reduction of arbitrator fees unless the delay is attributable to factors beyond the arbitrators' control or exceptional circumstances. The timeframe and fee reduction rates for the ordinary procedure are set out at para. 155 of the [Note](#).

29 Art. 4(1), [Appendix VI of the Arbitration Rules](#). See also paras. 157-159 of the [Note](#): "157. Under the Expedited Procedure Provisions, the arbitral tribunal must render the final award in six months from the case management conference, with extensions to be granted only in limited and justified circumstances. 158. The Court considers that compliance with such time limit is of the essence under the Expedited Procedure Provisions. 159. In order to effectively comply with such time limit, an arbitral tribunal acting under the Expedited Procedure Provisions is expected to submit its draft award within five months from the case management conference. Six months as from the case management conference pursuant, Under the EPP, draft awards are expected within five months from the case management conference".

30 The timeframe and fee reduction rates for the expedited procedure are set out at para. 161 of the [Note](#).

31 Para. 169 of the [Note](#).

32 On the issue of admissibility (para. 82 et seq.), and generally for an analysis of the first 80 ICC EA applications, see the ICC Report on [Emergency Arbitrator Proceedings](#) (2019). See also S. Besson, [Emergency Arbitrator Proceedings under the ICC Rules - An Update](#), *ICC Dispute Resolution Bulletin*, 2024-1.

ICC as Appointing Authority

Under the [Rules of ICC as Appointing Authority in UNCITRAL or Other Arbitration Proceedings](#), the ICC Court may decide on requests for appointment or challenges in UNCITRAL, other institutional and *ad hoc* arbitration proceedings.

The ICC Court may also provide a range of administrative services as requested by interested parties, including maintaining the file, assisting the parties with logistical arrangements for meetings and hearings, assisting with the notification of documents and correspondence, administering funds, proofreading draft documents, and acting as repository.

In 2024, the ICC Court was called upon to act as appointing authority on 10 occasions. While all requests related to the appointment of an arbitrator, six requests were made under the UNCITRAL Arbitration Rules and four request were made in relation to other *ad hoc* proceedings.

ICC International Centre for ADR

The [International Centre for Amicable Dispute Resolution](#) of the International Chamber of Commerce ("ICC ADR Centre") offers a range of dispute resolution services, including (i) administering mediations and other forms of amicable dispute settlement, (ii) proposing/appointing experts and neutrals and administering expert proceedings, (iii) assisting parties in setting up and running dispute boards, and (iv) administering DOCDEX proceedings, i.e. expert decisions on trade finance instruments, including documentary credits.¹

In 2024, the ICC ADR Centre received a total of 61 cases filed under the [ICC Mediation Rules](#), [ICC Expert Rules](#), [ICC Dispute Board Rules](#) and [ICC DOCDEX Rules](#).²

A [Standing Committee](#) supports the ICC ADR Centre in administering cases filed under the Expert Rules and Dispute Board Rules.

Mediation

In 2024, 37 requests were filed under the [ICC Mediation Rules](#). The term "mediation" used in the Mediation Rules includes any amicable settlement technique or combination of techniques that the parties may prefer.³ In two cases, upon the parties' agreement, the mediators issued a non-binding opinion on the merits of the dispute.

Mediation cases in 2024 involved 93 parties from 33 countries. Countries accounting for the highest number of parties were France and the United States (14 each) and Italy (9).

Seven parties were state-owned, originating from Africa, Asia, Europe and the Middle East.

Origin of the parties in ICC Mediation

Region/country (no. of parties)	Total no. of parties	% of total no. of parties
Africa Ghana (1), Guinea (1), Mozambique (2), Nigeria (1), Senegal (1), Tunisia (1)	7	7.5%
Americas Bahamas (2), British Virgin Islands (1), Canada (3), United States (14)	20	21.5%
Asia & Pacific China (1), Georgia (1), India (1), Kazakhstan (3), Pakistan (1), Singapore (1)	8	8.5%
Europe Austria (1), Belgium (1), Czech Republic (1), France (14), Germany (3), Italy (9), Luxembourg (1), Netherlands (4), Spain (4), Sweden (2), Switzerland (2), Türkiye (1), United Kingdom (2)	45	48.5%
Middle East Egypt (4), Qatar (2), Saudi Arabia (1), United Arab Emirates (6)	13	14%
Total	93	100%

1 ICC provides a variety of model clauses for [ICC Mediation](#), [ICC Expertise](#), and [ICC Dispute Boards](#) and multi-tier clauses. Whatever service or combination of services is required, it is important to include the most relevant dispute resolution clause in a contract or treaty for this purpose. The ICC ADR Centre can provide support in drafting dispute resolution clauses in accordance with ICC Rules. Even if a clause is not included in the contract, parties can still subsequently agree on ICC as their dispute prevention and resolution one-stop shop.

2 The [ICC Guide to Effective Conflict Management](#), prepared by the [ICC Commission on Arbitration and ADR](#), offers guidance in selecting the most appropriate ADR technique and explains how to use them effectively to avoid disputes, prevent their escalation, and resolve disputes efficiently, before and after the commencement of arbitration proceedings. It describes the available ICC Dispute Resolution Services and gives examples of how they can be used either as stand-alone or combined mechanisms.

3 See Art. 1(3) of the Mediation Rules. The [Mediation Guidance Notes](#) (Foreword, p. 1) offer guidance on issues that deserve attention when choosing and organising mediations: "In keeping with the spirit of mediation, the Mediation Guidance Notes do not dictate solutions, but encourage parties to work out the best arrangements for their particular case in light of common mediation practices and the flexibility offered by the ICC Mediation Rules".

ICC International Centre for ADR

In 2024, the ICC ADR Centre confirmed/appointed 21 mediators (10 confirmations following the parties' joint nomination and 11 appointments of arbitrators by the ICC ADR Centre). The 21 mediators, of which five are women, came from Europe (Croatia, France, Germany, Spain, Switzerland, United Kingdom), the Americas (the United States), Africa (Nigeria), and the Middle East (Lebanon).

While disputes concerned a wide range of economic sectors, disputes in the energy sector (19%) prevailed followed by general trade, and industrial equipment and services (13.5% each), and construction/engineering (11%). In 2024, the value of disputes ranged from around US\$200,000 to over US\$64 million, with an approximate average amount in dispute of US\$11 million – confirming the suitability of mediation for resolving disputes of all values. The costs of proceedings in which mediators were confirmed/appointed were approximately US\$ 33,500 on average, with a median cost of US\$ 26,500.⁴

Expertise

ICC Expert services include (i) proposing experts and neutrals – where the requesting party is free to accept or reject the person proposed; (ii) appointing experts and neutrals – where ICC acts as appointing authority and the appointment is binding on the parties; and (iii) administering expert proceedings – services available include coordinating between the parties and the expert, monitoring deadlines, supervising costs, and reviewing the expert's report.⁵

A total of 20 requests under the [ICC Expert Rules](#) were filed with the ICC ADR Centre in 2024. Of these, two requests were made for the proposal of experts or neutrals, 15 for the appointment of experts or neutrals, and three for the administration of expert proceedings.

Of the two requests for proposal of an expert, one came from an ICC arbitral tribunal – a service that is provided free of charge.⁶ Of the 15 requests for appointment under the Expert Rules, four were made in relation to the appointment of dispute board members.⁷

The 2024 filings under the Expert Rules involved 49 parties from 20 countries, of which 10 states and state-owned parties from Africa, Asia, Europe, the Americas, and the Middle East.

Geographical origins of parties in ICC Expertise

Region/country (no. of parties)	No. of parties	% of total no. of parties
Africa Cameroon (3), Morocco (2)	5	10%
Americas Brazil (4), Ecuador (3), United States (5)	12	24.5%
Asia & Pacific Australia (5), Bangladesh (1), China (1), Indonesia (1), South Korea (2)	10	20.5%
Europe Cyprus (1), France (3), Germany (3), Moldova (2), Norway (1), Slovak Republic (1), Spain (4), United Kingdom (2)	17	35%
Middle East Qatar (1), Saudi Arabia (4)	5	10%
Total	49	100%

⁴ The costs of an [ICC Mediation](#) include (i) the filing fee and ICC administrative expenses fixed at the ICC ADR Centre's discretion depending on the tasks carried out by the ICC ADR Centre and normally not exceeding amounts set forth in Art. 2(1) of the Appendix to the [Mediation Rules](#), and (ii) the fees and expenses of the Mediator which are calculated on the basis of the time reasonably spent by the Mediator in the proceedings, unless otherwise agreed by the parties (Appendix, Art. 3(1)).

⁵ General guidance regarding issues that should be considered by individuals who have been retained to serve as an expert in proceedings under the Expert Rules or the Arbitration Rules, or who are contemplating such an engagement, can be found in the ICC report on [Issues for Experts Acting Under the ICC Expert Rules or the ICC Rules of Arbitration](#). A related Report addresses the [Issues for Arbitrators to Consider Regarding Experts](#).

⁶ See Art. 3(1), Appendix II of the [Rules for the Proposal of Experts and Neutrals](#).

⁷ The ICC ADR Centre may appoint dispute board members either under the [ICC Rules for the Appointment of Experts and Neutrals](#) or the [Dispute Board Rules](#), depending on the parties' agreement.

ICC International Centre for ADR

In 2024, the 33 experts and neutrals proposed (16)⁸ or appointed (17)⁹ by the ICC ADR Centre came from Europe (France, Greece, Ireland, Italy, Portugal, Switzerland, the United Kingdom), the Americas (Brazil, Canada, Chile, Mexico, Peru, and the United States), North Africa (Egypt) and the Middle East (Lebanon).

Most requests filed under the Expert Rules originated from the construction and energy sectors, and related to technical expertise. Parties also sought financial and/or legal expertise.

Dispute Boards

The [ICC Dispute Board Rules](#) consist of a comprehensive set of provisions for establishing and operating a dispute board. Under the Dispute Board Rules and upon the parties' request, the ICC ADR Centre may (i) appoint dispute board members, (ii) decide on challenges against dispute board members, (iii) review their decisions, and (iv) fix their fees. In accordance with Appendix III of the ICC Dispute Board Rules, ICC is also the dispute settlement body to decide on challenges filed against a Dispute Adjudication/Avoidance Boards (DAAB) member under the FIDIC's 2017 suite of contracts.¹⁰

The Dispute Board Rules, which also comprise a "Model Dispute Board Member Agreement", may be applied without recourse to ICC. However, the administrative services listed above are provided exclusively by the ICC ADR Centre to facilitate the application of the Dispute Board Rules.

In 2024, one request was filed under the Dispute Board Rules, relating to a challenge against a DAB member in a domestic dispute involving parties from Latin America. The ICC ADR Centre also appointed three dispute board members, from Spain and Argentina, following a request filed prior to 2024.

DOCDEX

[ICC DOCDEX](#) (Documentary Instruments Dispute Resolution Expertise) is a rapid, document-based dispute resolution service for trade finance. Initially designed for letters of credit, it has since been extended to include other trade finance instruments, undertakings and agreements. For proceedings under the [ICC DOCDEX Rules](#), the ICC ADR Centre appoints experts to render an independent, impartial and prompt decision settling the dispute.¹¹

In 2024, three requests for a DOCDEX decision were filed, involving a total of seven parties, coming from China, Chinese Taipei, Egypt, India, the United Arab Emirates, the United Kingdom, and Vietnam.

DOCDEX disputes are decided by a panel of three experts, usually made up of different nationalities, appointed by the ICC ADR Centre from ICC's broad expert network. The three experts appointed in 2024 originated from Italy, Türkiye, and South Africa.

8 Experts and neutrals proposed under the [Rules for the Proposal of Experts and Neutrals](#).

9 Experts and neutrals appointed under the [Rules for the Appointment of Experts and Neutrals](#).

10 Appendix III, in force [since 1 October 2018](#), is a result of the longstanding collaborative efforts of ICC and FIDIC. As part of this collaboration, an [ICC-FIDIC Conference](#) is held annually to address the latest trends and issues in international construction contracts and dispute resolution.

11 Collected DOCDEX decisions are available in the [ICC Trade Finance Library](#).



Amounts in dispute

Table 01 Amounts in dispute



Amounts in dispute in cases registered in 2024 (US\$)		% of total number of cases
≤ 50,000		1.9%
> 50,000	≤ 100,000	1.6%
> 100,000	≤ 200,000	3.5%
> 200,000	≤ 500,000	7.2%
> 500,000	≤ 1 million	7.8%
> 1 million	≤ 3 million	15.3%
> 3 million	≤ 5 million	9.5%
> 5 million	≤ 10 million	12.7%
> 10 million	≤ 30 million	15.3%
> 30 million	≤ 50 million	5.3%
> 50 million	≤ 80 million	4.1%
> 80 million	≤ 100 million	1.4%
> 100 million	≤ 500 million	7.5%
> 500 million		1.7%
Not quantified		5.9%

Parties

Table 02 Most frequent nationalities



Country of origin	Number of parties	% of total no. of parties in all 2024 filings
USA	167	6.98%
Brazil	156	6.52%
Spain	137	5.73%
Mexico	106	4.43%
Italy	101	4.22%
China (incl. Hong Kong SAR)	98	4.10%
Germany	85	3.55%
Türkiye	80	3.34%
France	73	3.05%
United Arab Emirates	73	3.05%
India	61	2.55%
United Kingdom	59	2.47%
Netherlands	54	2.26%
Qatar	51	2.13%
Switzerland	51	2.13%
Canada	48	2.01%
Austria	38	1.59%
Colombia	37	1.55%
Australia	30	1.25%
Panama	28	1.17%
Poland	28	1.17%
Saudi Arabia	28	1.17%
Argentina	27	1.13%
Singapore	27	1.13%
Belgium	25	1.05%
South Korea	25	1.05%

**Table 03** Nationalities by region**Africa**

Country/Territory	Claimants	Respondents	Total
Algeria	5	10	15
Egypt	3	6	9
Libya	2	1	3
Mauritania	0	1	1
Morocco	7	9	16
Tunisia	1	1	2
North Africa	18	28	46
Benin	1	0	1
Burkina Faso	0	5	5
Cameroon	3	4	7
Chad	1	0	1
Congo Dem. Republic	1	0	1
Congo Republic	1	0	1
Cote d'Ivoire	2	2	4
Equatorial Guinea	0	1	1
Eswatini	0	1	1
Ethiopia	0	2	2
Gabon	0	1	1
Ghana	5	17	22
Guinea	2	4	6
Kenya	2	4	6
Liberia	2	9	11
Malawi	1	1	2
Mauritius	4	5	9
Nigeria	4	6	10
Senegal	8	13	21
Seychelles	1	0	1
South Africa	7	7	14
Tanzania	1	6	7
Togo	2	3	5
Uganda	1	3	4
Zambia	2	3	5
Sub-Saharan Africa	51	97	148
Africa	69	125	194

Americas

Country/Territory	Claimants	Respondents	Total
Canada	24	24	48
USA	72	95	167
North America	96	119	215
Antigua & Barbuda	1	0	1
Argentina	16	11	27
Bahamas	2	1	3
Barbados	2	1	3
Bermuda	0	3	3
Bolivia	0	1	1
Brazil	71	85	156
British Virgin Islands	7	16	23
Cayman Islands	7	9	16
Chile	6	17	23
Colombia	9	28	37
Costa Rica	1	0	1
Cuba	0	1	1
Dominica	1	0	1
Dominican Republic	1	1	2
Ecuador	3	4	7
El Salvador	3	4	7
Grenada	1	1	2
Guatemala	0	1	1
Honduras	7	1	8
Jamaica	2	0	2
Mexico	43	63	106
Nicaragua	3	2	5
Panama	15	13	28
Peru	8	12	20
Puerto Rico	0	1	1
Saint Kitts & Nevis	0	1	1
Trinidad & Tobago	0	1	1
Uruguay	8	9	17
Venezuela	2	5	7
Latin America & Caribbean	219	292	511
Americas	315	411	726



Parties

Asia & the Pacific

Country/Territory	Claimants	Respondents	Total
Armenia	0	2	2
Azerbaijan	1	2	3
Bahrain	4	2	6
Georgia	2	4	6
Iran	6	3	9
Iraq	1	5	6
Israel	10	6	16
Jordan	2	4	6
Kazakhstan	1	2	3
Kuwait	3	0	3
Lebanon	5	1	6
Oman	8	12	20
Qatar	22	29	51
Saudi Arabia	13	15	28
Turkmenistan	0	1	1
United Arab Emirates	38	35	73
Uzbekistan	0	1	1
Middle East & Central Asia	116	124	240
Australia	10	20	30
Bangladesh	0	2	2
China*	35	63	98
Chinese Taipei	2	1	3
East Timor	0	1	1
India	24	37	61
Indonesia	1	4	5
Japan	13	5	18
South Korea	10	15	25
Malaysia	2	4	6
New Zealand	1	0	1
Pakistan	3	4	7
Philippines	1	0	1
Singapore	15	12	27
Thailand	4	2	6
Vietnam	2	1	3
East & South Asia and Pacific	123	171	294
Asia & the Pacific	239	295	534

* 68 parties from Mainland China (21 Claimants, 47 Respondents);
30 parties from Hong Kong (14 Claimants, 16 Repondents).

Europe

Country/Territory	Claimants	Respondents	Total
Austria	16	22	38
Belgium	12	13	25
Denmark	6	7	13
Finland	4	6	10
France	38	35	73
Germany	46	39	85
Iceland	0	1	1
Ireland	3	2	5
Italy	72	29	101
Liechtenstein	1	1	2
Luxembourg	9	14	23
Malta	2	5	7
Monaco	0	1	1
Netherlands	19	35	54
Norway	2	3	5
Portugal	9	13	22
Spain	72	65	137
Sweden	3	6	9
Switzerland	25	26	51
United Kingdom	22	37	59
Channel Islands	1	1	2
North & West Europe	362	361	723
Albania	1	4	5
Belarus	0	1	1
Bulgaria	3	2	5
Cyprus	4	3	7
Czech Republic	7	2	9
Greece	10	6	16
Hungary	5	6	11
Kosovo	0	1	1
Latvia	1	0	1
Lithuania	1	0	1
Montenegro	1	0	1
Poland	15	13	28
Romania	5	9	14
Russia	12	7	19
Serbia	3	1	4
Slovakia	1	1	2
Slovenia	2	1	3
Türkiye	40	40	80
Ukraine	4	3	7
Central & South-East Europe	115	100	215
Europe	477	461	938

**Table 04** Number of states and state-owned parties by region

Region	Number of state and parastatal parties	% of all parties from the region
Latin America & Caribbean	49	9.6%
East & South Asia and Pacific	46	15.6%
Central & South-East Europe	26	12.1%
North & West Europe	20	2.8%
Middle East and Central Asia	18	7.5%
Sub-Saharan Africa	18	12.2%
North Africa	9	19.6%
North America (USA & Canada)	2	0.9%

Arbitral tribunals

Table 05 Selection of arbitrators

	Sole arbitrators	Co-arbitrators in three-member tribunals	Presidents of three-member tribunals	Total
Nominations by parties, confirmed by the ICC Court/Secretary General	65	731	24	820 57%
Nominations of presidents by co-arbitrators, confirmed by the ICC Court/Secretary General	NA	NA	215	215 15%
Appointments by ICC Court upon proposal from ICC national committee or group	164	10	52	226 16%
Direct appointments by the ICC Court	58	34	74	166 12%
Appointments by an authority other than the ICC Court	0	0	0	0
Total				1,427

Table 06 Most frequent nationalities

Country of origin	Number of appointments/confirmations	% of total number of appointments/confirmations
United Kingdom	180	12.61%
USA	115	8.06%
France	99	6.94%
Switzerland	97	6.80%
Brazil	88	6.17%
Germany	81	5.68%
Spain	70	4.91%
Mexico	44	3.08%
Italy	43	3.01%
Australia	36	2.52%
Austria	33	2.31%
Belgium	31	2.17%
Colombia	30	2.10%
Lebanon	28	1.96%
Canada	27	1.89%
Argentina	26	1.82%
Egypt	25	1.75%
Türkiye	24	1.68%
Singapore	21	1.47%
Ireland	19	1.33%
Poland	19	1.33%
Portugal	19	1.33%
India	18	1.26%
Netherlands	18	1.26%
Greece	17	1.19%



Arbitral tribunals

Africa

Table 07 Country of origin and role

Africa

	Sole arbitrator	Co-arbitrator	President of tribunal	Total
Algeria	0	2	0	2
Egypt	6	10	9	25
Morocco	0	2	0	2
Tunisia	2	4	1	7
North Africa	8	18	10	36
Cameroon	1	1	0	2
Ethiopia	0	1	0	1
Ghana	0	1	0	1
Cote d'Ivoire	0	1	0	1
Kenya	1	2	2	5
Mauritius	1	2	0	3
Nigeria	2	3	0	5
South Africa	1	2	0	3
Zimbabwe	0	0	1	1
Sub-Saharan Africa	6	13	3	22
Africa	14	31	13	58

Americas

	Sole arbitrator	Co-arbitrator	President of tribunal	Total
Canada	9	12	6	27
USA	21	73	21	115
North America	30	85	27	142
Argentina	3	13	10	26
Bolivia	0	2	1	3
Brazil	5	54	29	88
Chile	2	6	6	14
Colombia	3	18	9	30
Costa Rica	0	1	0	1
Dominican Republic	0	1	0	1
Ecuador	1	1	1	3
Guatemala	0	2	0	2
Guyana	0	1	0	1
Haiti	1	0	0	1
Honduras	0	0	1	1

Jamaica	0	1	1	2
Mexico	6	26	12	44
Panama	1	6	1	8
Peru	1	2	3	6
St Lucia	1	0	0	1
Uruguay	0	2	4	6
Venezuela	3	3	2	8
Latin America & Caribbean	27	139	80	246
Americas	57	224	107	388

Asia & the Pacific

	Sole arbitrator	Co-arbitrator	President of tribunal	Total
Armenia	0	2	1	3
Bahrain	1	1	0	2
Iran	2	11	1	14
Iraq	0	1	0	1
Israel	0	3	0	3
Jordan	0	5	0	5
Kyrgyzstan	0	0	1	1
Lebanon	15	6	7	28
Oman	0	1	0	1
Palestinian Authority	1	0	0	1
Qatar	1	2	0	3
Saudi Arabia	1	3	1	5
Syria	1	1	1	3
United Arab Emirates	0	2	1	3
Middle East & Central Asia	22	38	13	73
Australia	11	14	11	36
China	0	5	2	7
India	8	9	1	18
Japan	1	0	0	1
South Korea	1	2	1	4
Malaysia	2	2	1	5
New Zealand	2	6	2	10
Pakistan	0	1	0	1
Singapore	8	6	7	21
Thailand	0	1	0	1
East & South Asia and Pacific	33	46	25	104
Asia & the Pacific	55	84	38	177



Arbitral tribunals

Europe

	Sole arbitrator	Co-arbitrator	President of tribunal	Total
Austria	5	23	5	33
Belgium	4	18	9	31
Denmark	1	6	1	8
Finland	1	0	0	1
France	23	49	27	99
Germany	13	47	21	81
Ireland	8	4	7	19
Italy	14	20	9	43
Luxembourg	0	2	0	2
Malta	0	1	0	1
Netherlands	1	7	10	18
Norway	0	2	1	3
Portugal	5	12	2	19
Spain	16	36	18	70
Sweden	3	1	3	7
Switzerland	29	36	32	97
United Kingdom	23	113	44	180
North & West Europe	146	377	189	712
Belarus	0	1	0	1
Croatia	3	0	0	3
Cyprus	0	2	1	3
Czech Republic	1	4	1	6
Greece	0	12	5	17
Hungary	1	0	0	1
Lithuania	0	0	1	1
Moldova	0	1	0	1
Poland	6	11	2	19
Romania	1	2	0	3
Russia	0	5	0	5
Serbia	1	1	1	3
Slovakia	1	0	0	1
Slovenia	1	1	0	2
Türkiye	0	18	6	24
Ukraine	0	1	1	2
Central & South-East Europe	15	59	18	92
Europe	161	436	207	804

Table 08 Number of men/women confirmations or appointments 2014-2024

Year	Men		Women	
2014	1,198	90.3%	129	9.7%
2015	1,177	89.6%	136	10.4%
2016	1,202	85.2%	209	14.8%
2017	1,239	83.3%	249	16.7%
2018	1,211	81.6%	273	18.4%
2019	1,164	78.9%	312	21.1%
2020	1,165	76.6%	355	23.4%
2021	1,154	75.7%	371	24.3%
2022	910	71.4%	364	28.6%
2023	944	70.3%	398	29.7%
2024	1,019	71.4%	408	28.6%

Table 09 Men/women confirmations or appointments by region 2014-2024

Region	Year	Men		Women	
North Africa	2014	9	90%	1	10%
	2015	11	73%	4	27%
	2016	18	86%	3	14%
	2017	31	91%	3	9%
	2018	23	92%	2	8%
	2019	20	83%	4	17%
	2020	12	75%	4	25%
	2021	37	84%	7	16%
	2022	25	83%	5	17%
	2023	14	58%	10	42%
	2024	30	83%	6	17%



Arbitral tribunals

Region	Year	Men	Women
Sub-Saharan Africa	2014	27 96%	1 4%
	2015	17 100%	0 0%
	2016	10 83%	2 17%
	2017	23 96%	1 4%
	2018	18 86%	3 14%
	2019	25 83%	5 17%
	2020	15 83%	3 17%
	2021	23 79%	6 21%
	2022	27 87%	4 13%
	2023	25 76%	8 24%
	2024	16 73%	6 27%
North America	2014	157 92%	13 8%
	2015	158 91%	15 9%
	2016	193 86%	32 14%
	2017	114 82%	25 18%
	2018	139 84%	27 16%
	2019	110 75%	37 25%
	2020	147 72%	56 28%
	2021	126 76%	40 24%
	2022	110 82%	24 18%
	2023	106 75%	36 25%
	2024	109 77%	33 23%
Latin America & Caribbean	2014	123 94%	8 6%
	2015	169 91%	16 9%
	2016	145 88%	19 12%
	2017	165 82%	36 18%
	2018	167 84%	31 16%
	2019	148 83%	30 17%
	2020	186 79%	50 21%
	2021	147 72%	57 28%
	2022	151 63%	87 37%
	2023	125 70%	54 30%
	2024	161 65%	85 35%

Region	Year	Men	Women
Middle East & Central Asia	2014	40 87%	6 13%
	2015	40 83%	8 17%
	2016	46 84%	9 16%
	2017	43 68%	20 32%
	2018	61 80%	15 20%
	2019	33 62%	20 38%
	2020	55 76%	17 24%
	2021	55 71%	22 29%
	2022	35 71%	14 29%
	2023	40 63%	23 37%
	2024	48 66%	25 34%
East & South Asia and Pacific	2014	96 88%	13 12%
	2015	102 91%	10 9%
	2016	109 89%	14 11%
	2017	123 87%	18 13%
	2018	112 89%	14 11%
	2019	119 90%	13 10%
	2020	90 85%	16 15%
	2021	135 88%	19 12%
	2022	76 81%	18 19%
	2023	83 81%	19 19%
	2024	79 81%	25 19%
North & West Europe	2014	684 90%	78 10%
	2015	635 90%	67 10%
	2016	617 86%	103 14%
	2017	679 85%	119 15%
	2018	634 81%	146 19%
	2019	656 79%	177 21%
	2020	615 77%	180 23%
	2021	580 75%	188 25%
	2022	442 72%	171 28%
	2023	507 70%	215 30%
	2024	521 73%	191 27%



Region	Year	Men		Women	
Central & South-East Europe	2014	62	87%	9	13%
	2015	45	74%	16	26%
	2016	64	70%	27	30%
	2017	61	69%	27	31%
	2018	57	62%	35	38%
	2019	53	67%	26	33%
	2020	45	61%	29	39%
	2021	51	61%	32	39%
	2022	44	52%	41	48%
	2023	44	57%	33	43%
	2024	55	60%	37	40%

Places of arbitration

Table 10 Ten most frequently selected cities

City	Number of cases	% of all places of arbitration
London	96	13.4%
Paris	90	12.6%
Geneva	50	7.0%
New York	37	5.2%
Zurich	31	4.3%
Mexico City	29	4.0%
Singapore	28	3.9%
Madrid	27	3.8%
Dubai	23	3.2%
Doha	19	2.6%

Table 11 Countries selected as place of arbitration

Africa

	Place chosen by the parties	Place fixed by the Court	Total
Algeria	1	0	1
Morocco	1	0	1
North Africa	2	0	2
Malawi	0	1	1
Nigeria	1	0	1
South Africa	1	0	1
Tanzania	1	0	1
Uganda	1	0	1
Zambia	1	0	1
Sub-Saharan Africa	5	1	6
Africa	7	1	8

Americas

	Place chosen by the parties	Place fixed by the Court	Total
Canada	6	3	9
USA	70	2	72
North America	76	5	81
Argentina	1	0	1
Brazil	30	0	30
Chile	9	0	9
Colombia	6	0	6
Costa Rica	0	1	1
El Salvador	1	0	1
Mexico	30	0	30
Panama	6	0	6
Peru	3	0	3
Uruguay	2	0	2
Dominica	2	0	2
Latin America & Caribbean	90	1	91
Americas	166	6	172



Places of arbitration

Asia & the Pacific

	Place chosen by the parties	Place fixed by the Court	Total
Israel	1	0	1
Lebanon	1	0	1
Oman	5	2	7
Qatar	18	1	19
Saudi Arabia	3	1	4
United Arab Emirates	35	3	38
Middle East & Central Asia	63	7	70
Australia	2	0	2
China (Hong Kong SAR)	8	1	9
India	8	3	11
Japan	5	0	5
South Korea	2	0	2
Malaysia	2	1	3
Singapore	25	3	28
Thailand	1	0	1
East & South Asia and Pacific	53	8	61
Asia & the Pacific	116	15	131

Europe

	Place chosen by the parties	Place fixed by the Court	Total
Austria	14	0	14
Belgium	9	1	10
Denmark	4	0	4
Finland	1	0	1
France	79	12	91
Germany	19	1	20
Italy	15	0	15
Luxembourg	3	0	3
Monaco	1	0	1
Netherlands	4	0	4
Norway	1	0	1
Portugal	5	0	5
Spain	32	1	33
Sweden	2	0	2
Switzerland	77	6	83
United Kingdom	89	7	96
North & West Europe	355	28	383

	Place chosen by the parties	Place fixed by the Court	Total
Cyprus	1	0	1
Czech Republic	1	0	1
Greece	4	0	4
Hungary	2	0	2
Kosovo	0	1	1
Poland	3	0	3
Romania	2	0	2
Russia	1	0	1
Serbia	1	0	1
Slovenia	1	0	1
Türkiye	6	0	6
Central & South-East Europe	22	1	23
Europe	377	29	406