

**870**

Cases filed under the ICC Arbitration Rules

**20**

Cases filed under the Appointing Authority Rules

**28,000+**


Arbitrations since 1923

**75** ADR cases

**37** under the Mediation Rules  
**30** under the Expert Rules  
**5** under the DOCDEX Rules  
**3** under the Dispute Board Rules

**2,389**

Parties in ICC arbitrations from **141** jurisdictions worldwide



**162** **40** States

Total number of states and state entities worldwide **122** State-owned parties



Arbitrations seated in **116** cities across **63** countries

Choice-of-law clauses in disputed contracts covered the laws of **112** different nations, states, provinces and territories.

**20+** Sectors represented



**Top five industries**

- Construction and engineering
- Energy
- Industrial equipment and services
- Transportation
- Health, pharmaceuticals and cosmetics

**Caseload value at year end**  
US\$255 billion in total  
US\$150 million in average

**New cases ranged from below**  
US\$2,000 to US\$6.3 billion

**189**

Cases administered under the Expedited Procedure Provisions

Since 1 March 2017



**700+** Cases under the Expedited Procedure Provisions

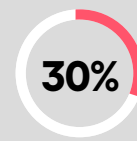
**28** Emergency Arbitrator applications

Since 1 January 2012

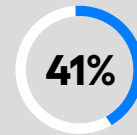


**240** Emergency Arbitrator applications

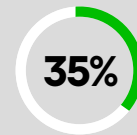
**1,342** confirmations/appointments of **935** arbitrators from **89** jurisdictions



Total confirmations/appointments of women arbitrators coming from **66** jurisdictions



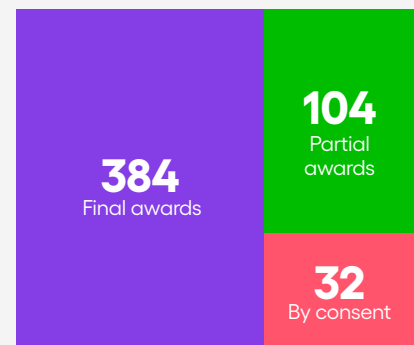
Appointments of women arbitrators by the ICC International Court of Arbitration ('ICC Court')



Women among presiding arbitrators

**520**

Awards approved by the ICC Court in **13** languages



**6** case management offices worldwide  
**13** multi-jurisdictional teams for arbitration and ADR  
**191** ICC Court members from **119** countries



[Contact our teams and Regional Directors](#)



[Read the Statistical Report](#)